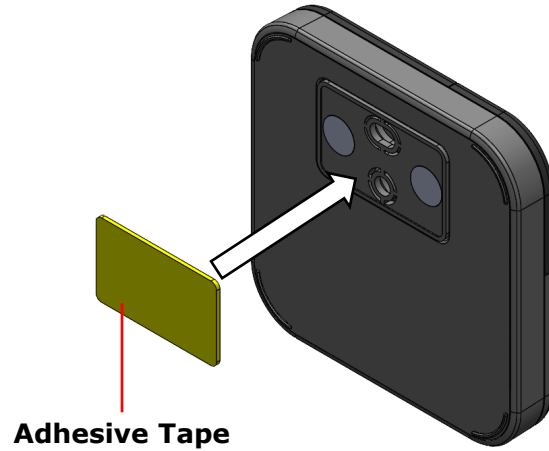
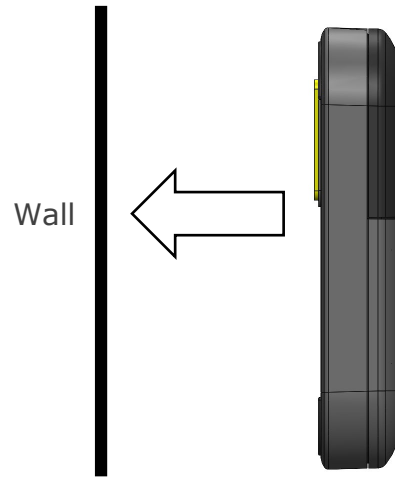


1. Use Adhesive-Tape to attach to a wall

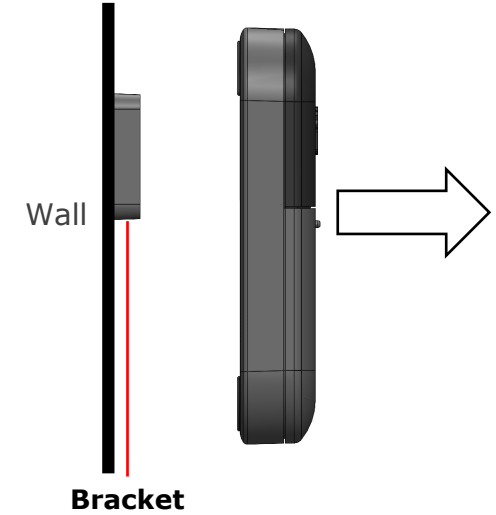
i> Attach adhesive tape to the remote control



ii> Attach the remote control to the wall

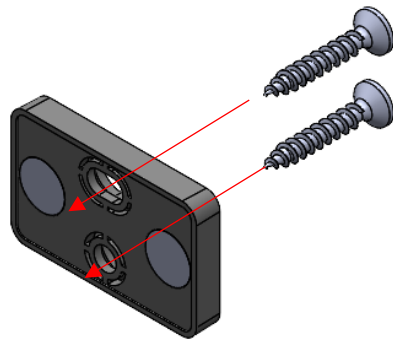


iii> If move in the direction of the arrow, the Bracket will be attached to the wall. The remote is can magnetically attached and detachable.



2. Use Screw to attach to a wall

i> Install the screws in the direction of the arrows.



ii> The remote is can magnetically attached and detachable.

