

Yale

Pencere ve Kapı Aksesuar
Çözümleri Katalođu

Window and Door Accessory

Hayatınıza Değer Katan Kapı ve Pencere Aksesuar Çözümleri

Door and window
accessories that add
value to your life

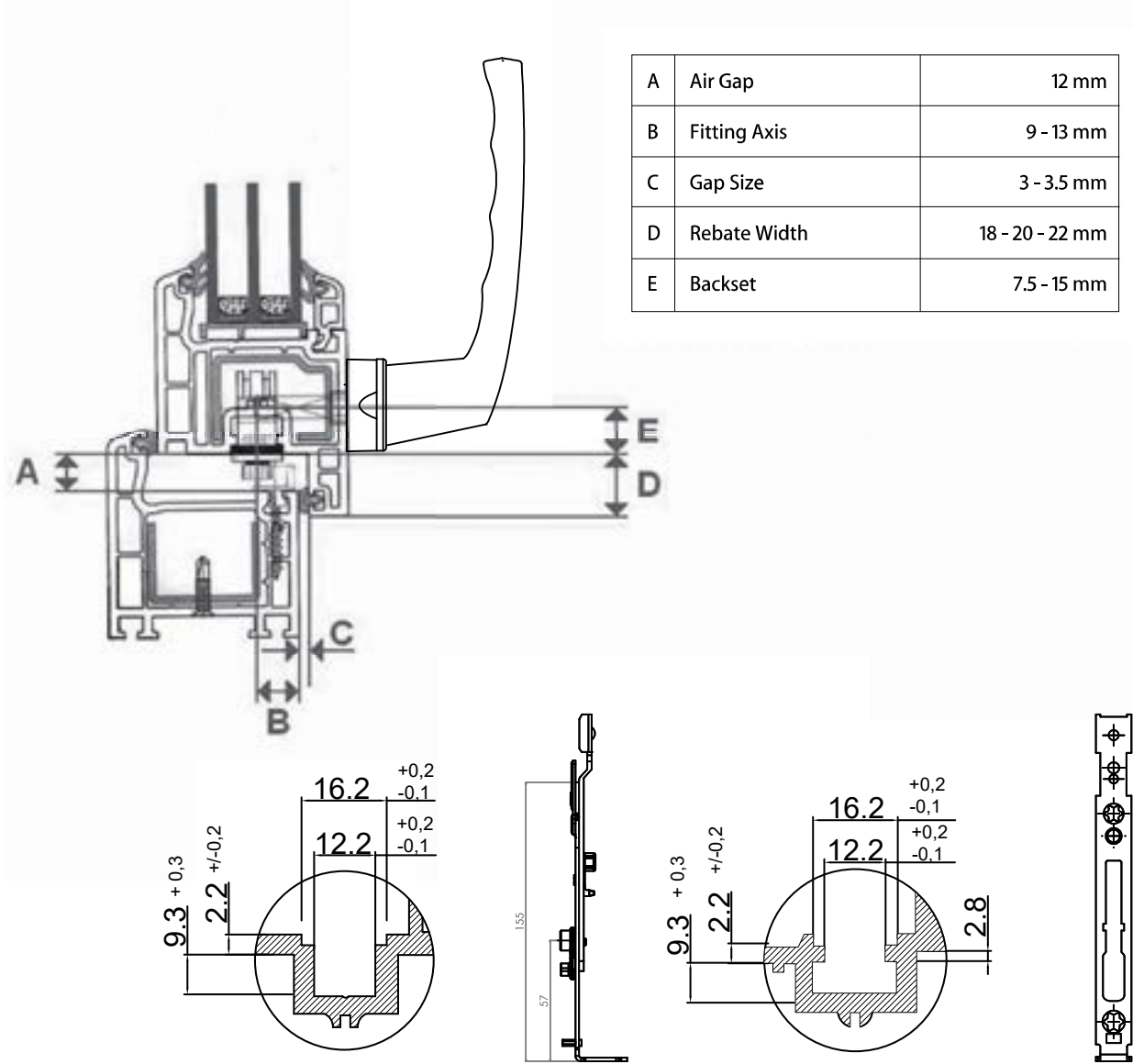




ÇİFT AÇILIM SİSTEMLERİ

Tilt & Turn Systems

Teknik ve Genel Bilgilendirme / PVC Profil Sistemleri
Technical and General Information / PVC Profile Systems



- Required Air Gap must be 12mm. Incorrect dimension or inadequate installation may cause problems during the usage of the product.
- Fitting Axis may differ depending on various PVC profile brands series. Correct hinges and strikers should be chosen according to the fitting axis before the installation.
- Required gap size must be 3-3,5mm. Incorrect dimension or inadequate installation may cause problems during the usage of the product.

ÇİFT AÇILIM SİSTEMLERİ

Tilt & Turn Systems

Teknik ve Genel Bilgilendirme / Uygulama Aralık Diyagramı
 Technical and General Information / Application Range Diagrams

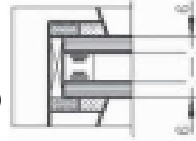
Sash Rebate Sizes

Max.	SRW 1480 mm SRH 2530 mm	Overall sash area must not exceed 2.4 m ² or 130 kg in weight and a height to width ratio of SRH: SRW max. 1: 1.5
Min.	SRW 280 mm SRH 320 mm	with VCD. Corner Drive, Stay Arm size VMK. and Espagnolette height VGR.
	SRW 350 mm SRH 295 mm	with VCD. Corner Drive (with locking cam fitted on top) Stay Arm size VMK. and Espagnolette height VGR.

Determining The Glass Weight:

Glass Thickness (mm)	24	22	20	18	16	14	12	10	8
Glass Weight (kg/m ²)	60	55	50	45	40	35	30	25	20

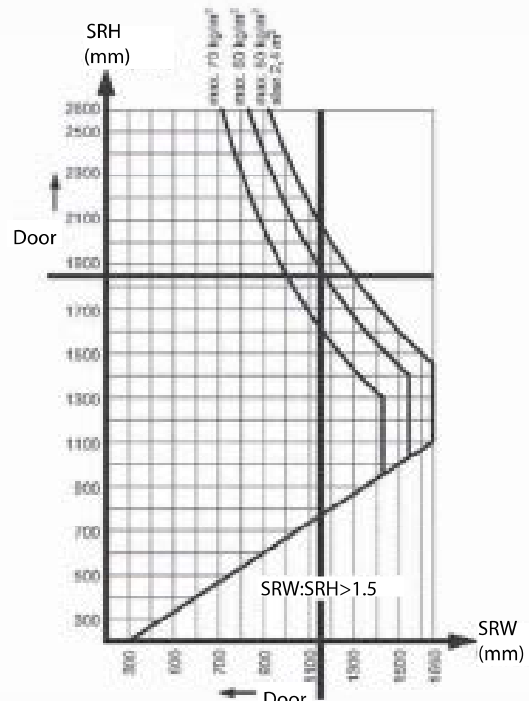
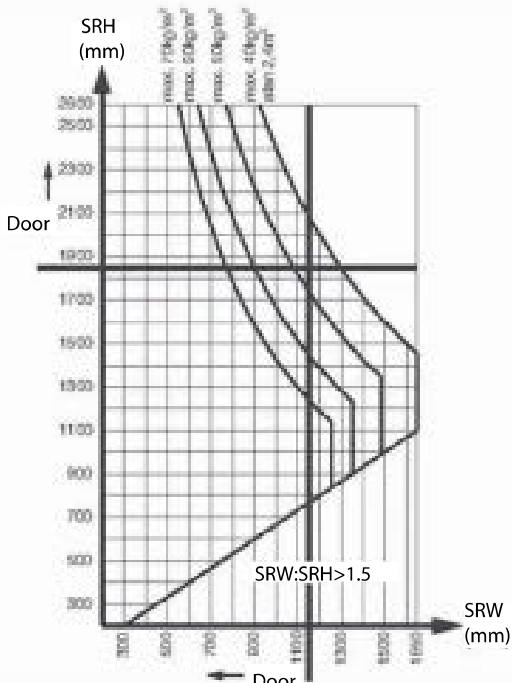
1 mm = 2.5 kg/m²



Glass Thickness 12 mm

Max: 100 Kg. Sash Weight

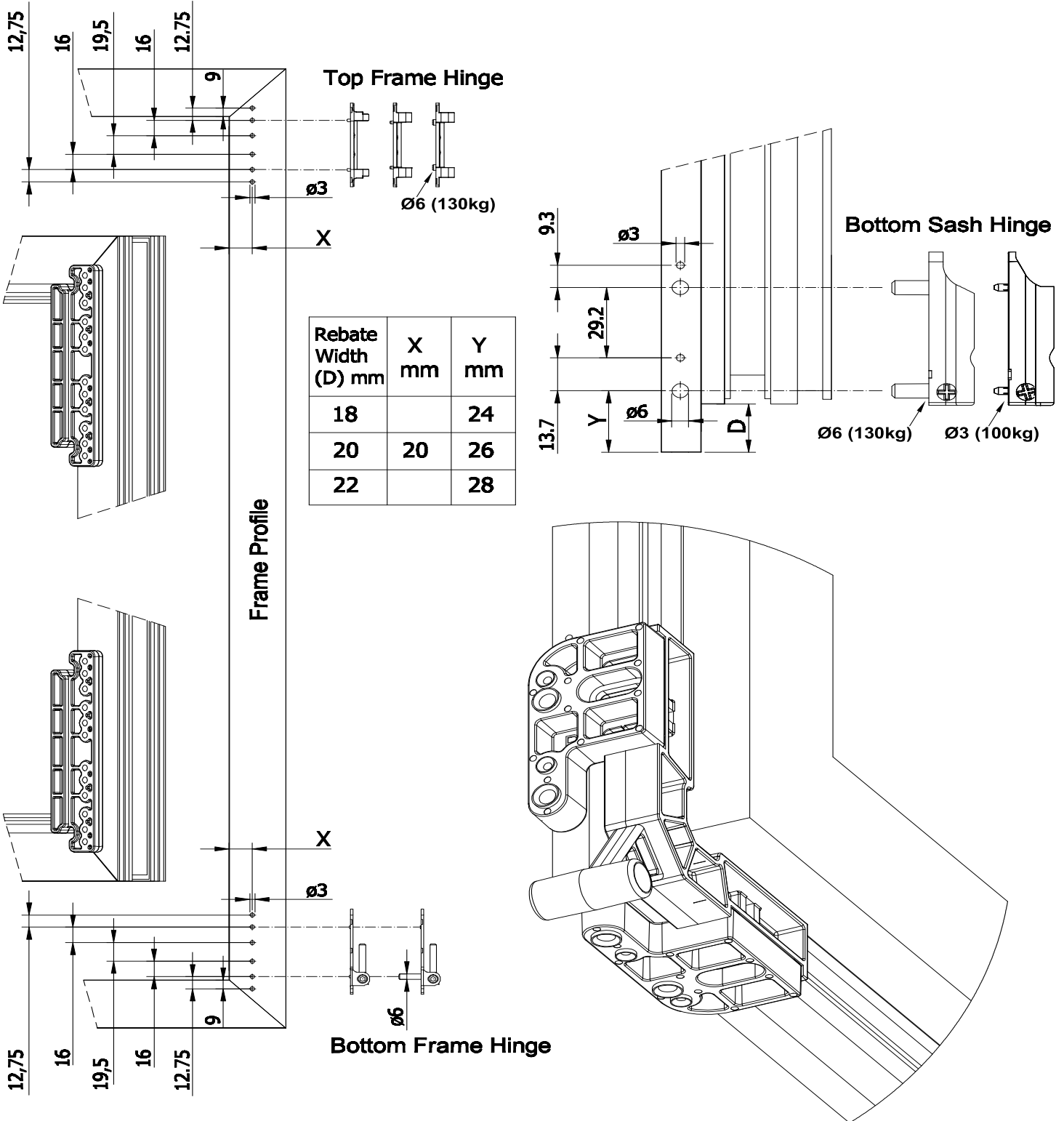
Max: 130 Kg. Sash Weight



ÇİFT AÇILIM SİSTEMLERİ

Tilt & Turn Systems

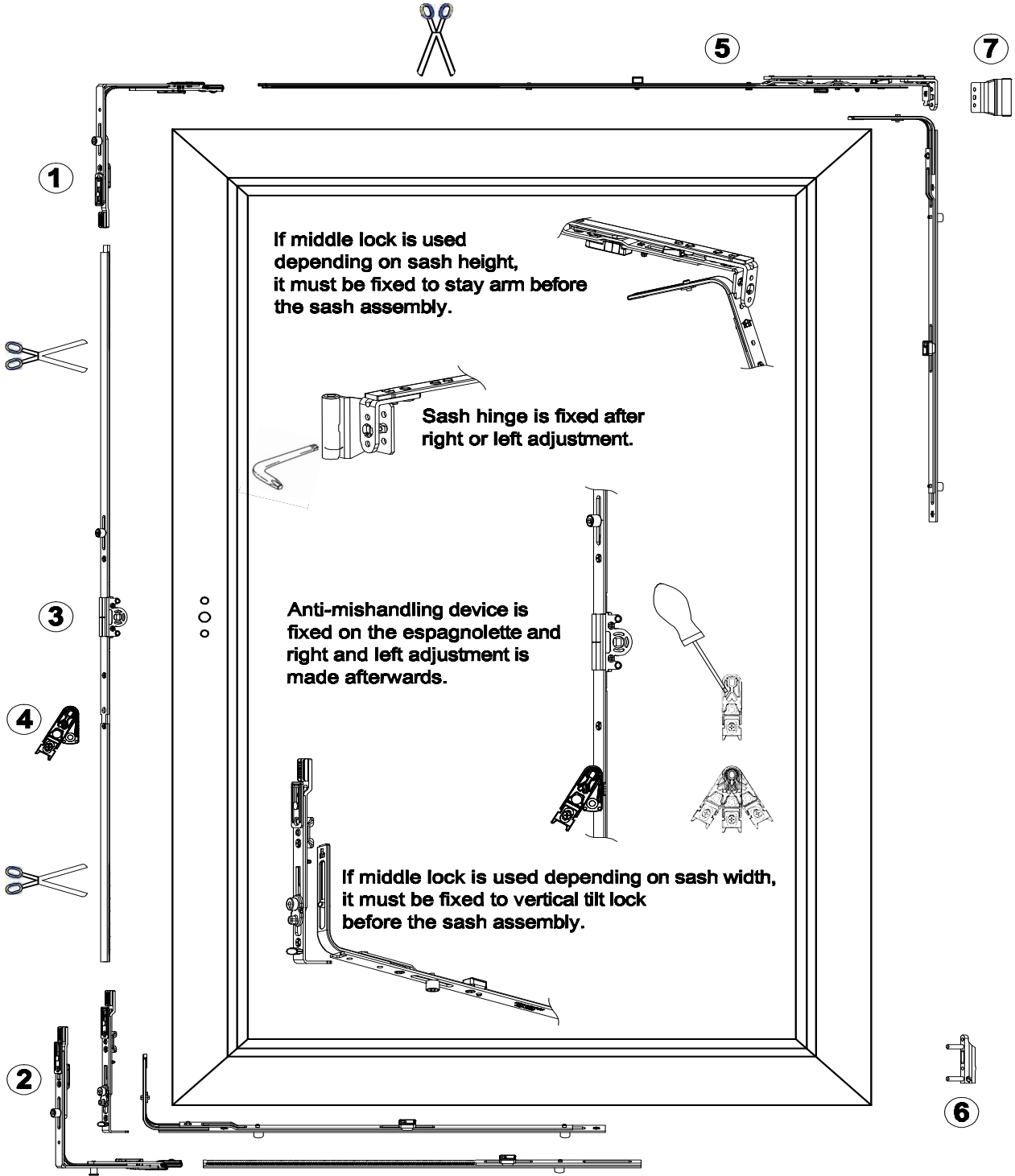
Teknik ve Genel Bilgilendirme / Montaj Talimatı / Kasa ve Kanat Mentşeleri
Technical and General Information / Assembly Instructions / Frame and Sash Hinges



ÇİFT AÇILIM SİSTEMLERİ

Tilt & Turn Systems

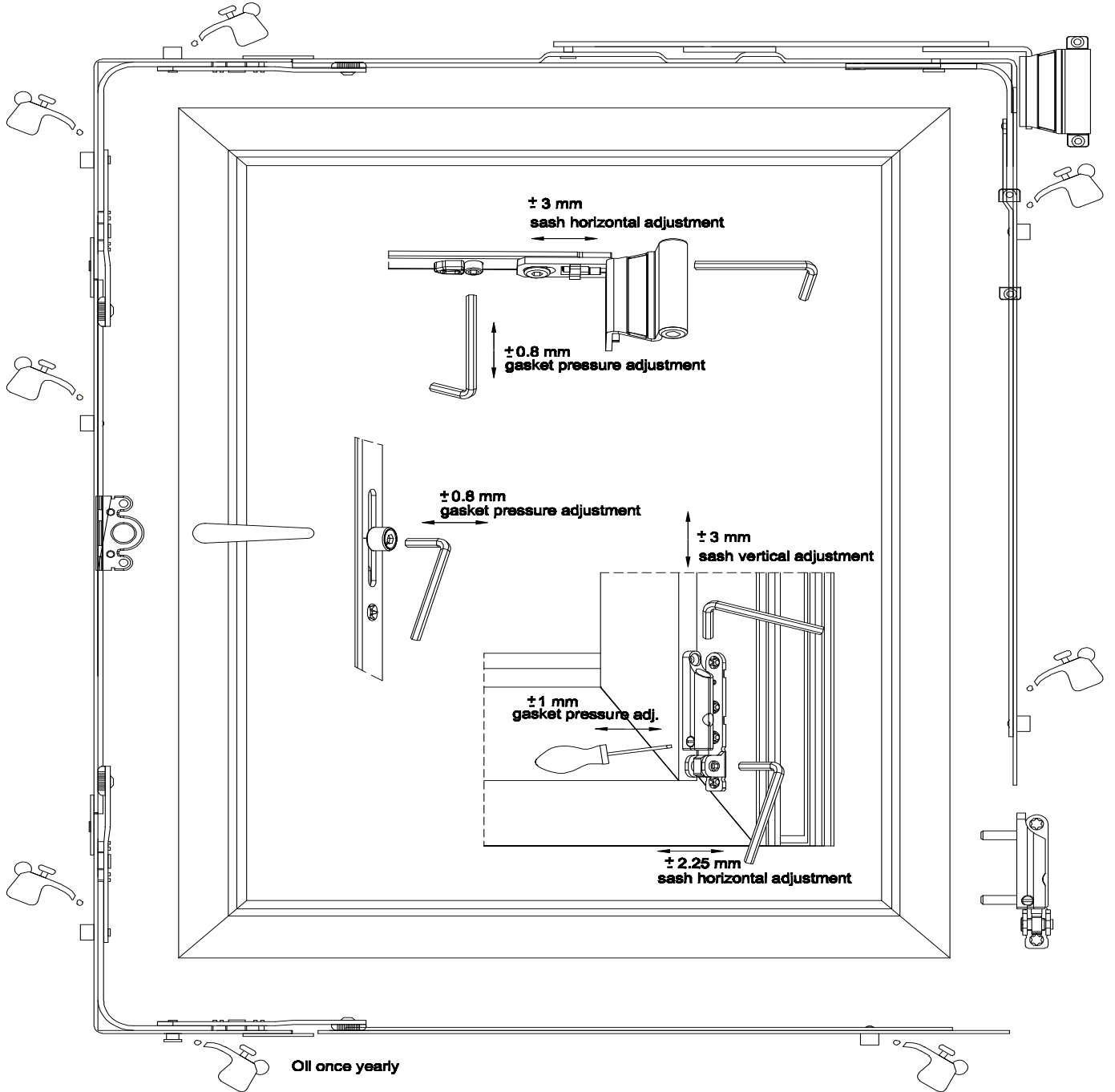
Teknik ve Genel Bilgilendirme / Montaj Talimatı / Donanım Kurulum
Technical and General Information / Assembly Instructions / Hardware Installation



ÇİFT AÇILIM SİSTEMLERİ

Tilt & Turn Systems


Teknik ve Genel Bilgilendirme / Montaj Talimatı / Bakım Ayar
Technical and General Information / Assembly Instructions / Maintenance & Adjustment



ÇİFT AÇILIM SİSTEMLERİ

Tilt & Turn Systems


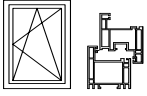
Çift Açılım Sistemleri Yatay & Dikey 15-30-40 Eksen İspanyolet
System Group / V.H.H Vertical & Horizontal Tilt&Turn systems (15-30-40 Backset Espagnolette)



ÇİFT AÇILIM SİSTEMLERİ

Tilt & Turn Systems

Çift Açılım Sistemleri Yandan Devirme 15-30-40 Eksen İspanyolet
System Group / V.H.H Premium Vertical Tilt&Turn Systems (15-30-40 Backset Espagnolette)

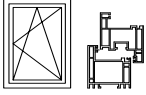


NO	SAYFA PAGE	ADI NAME	AÇIKLAMA PRODUCT
1	16	VGR	Çift Açılım İspanyolet Yatay (15 mm Eksen)
1a	18	VGR-30	Çift Açılım İspanyolet Yatay (30 mm Eksen) T&T Espagnolette V.H.H. (30 mm. Backset)
1b	19	VGR-40	Çift Açılım İspanyolet Yatay (40 mm. Eksen) T&T Espagnolette V.H.H. (40 mm. Backset)
2	21-22	VMK1	Çift Açılım Makas Stay Arm
3	23	VOK	Çift Açılım Orta Kilit Stay Arm
4 4g	25-29	VCD	Çift Açılım Köşe Dönüşü Corner Drive
7	18	VIL	İlave Parça Extension Lock
9	34	VKKE	Kanat Kaldırma Hatalı Kullanımı Emniyeti Sash Lifter&Anti-Mishandling Device
10	34	VKEK	Kanat Kaldırma Karşılık (9/13) Sash Lifter Striker (9/13)
10a	34	VKEK	Kanat Kaldırma Karşılık (13) Lüks Sash Lifter Striker Lux (9/13)
11	31	VUM..	Üst Kanat Mentеше (9/13) Top Sash Hinge (9/13)
12	31	VUMF	Üst Kasa Mentеше Top Frame Hinge
12a	31	VUMFS	Üst Kasa Mentеше Şablonlu Top Frame Hinge Template
12b	31	VUMF2	Üst Kasa Mentеше 130 kg Top Frame Hinge
13	32	VKM1	Alt Kasa Mentеше Bottom Frame Hinge
13a	32	VKM3	Makas (130 Kg) Bottom Frame Hinge (130 kg)
14	32	VKM2	Alt Kanat Mentеше (130Kg) Bottom Sash Hinge (130 kg)
14a	32	VKM4.XX	Köşeli Mentеше (130 Kg) Rebate Corner Support Hinge (130 kg)
14b	32	VKM5	Alt Kanat Mentеше (100 Kg) Bottom Sash Hinge (100 kg)
15	33	VKP.XX	Kapak Takımı Standart Cover Caps-Standard
29	30	VAK	Yandan Devirme Alt Kilitleme Vertical Tilt Lock 155 mm
30	35	VY..	Yandan Devirme Karşılık Vertical Tilt Lock Striker (9/13)
35	103	VKK.XX	İspanyolet Karşılık Gear Keeps (9/13)

ÇİFT AÇILIM SİSTEMLERİ

Tilt & Turn Systems

Çift Açılım Sistemleri Alttan Devirme / Standart Güvenlikli 15-30-40 Eksen İspanyolet
System Group / V.H.H Horizontal Tilt&Turn systems / Standart Security(15-30-40 Backset Espagnolette)


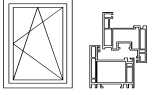


NO	SAYFA PAGE	ADI NAME	AÇIKLAMA PRODUCT
1	16	VGR	Çift Açılım İspanyolet Yatay (15 mm Eksen) T&T Espagnolette V.H.H. (15 mm. Backset)
1a	18	VGR-30	Çift Açılım İspanyolet Yatay (30 mm Eksen) T&T Espagnolette V.H.H. (30 mm. Backset)
1b	19	VGR-40	Çift Açılım İspanyolet Yatay (40 mm. Eksen) T&T Espagnolette V.H.H. (40 mm . Backset)
2	21-22	VMK1	Çift Açılım Makas Stay Arm
3	23	VOK	Çift Açılım Orta Kilitleme Middle Lock
4 4g	25-29	VCD	Çift Açılım Köşe Dönüşü Corner Drive
6		VYK	Yatay Kilitleme Horizontal Extension Lock
7	24	VIL	Çift Açılım İlave Kilitleme Extension Lock
9	34	VKKE	Kanat Kaldırma Hatalı Kullanımı Emniyeti Sash Lifter&Anti-Mishandling Device
10	34	VKEK	Kanat Kaldırma Karşılık(9/13) Sash Lifter Striker (9/13)
10a	34	VKEK	Kanat Kaldırma Karşılık(13) Lüks Sash Lifter Striker Lux (13)
11	31	VUM..	Üst Kanat Menteşe (9/13) Top Sash Hinge (9/13)
12	31	VUMF	Üst Kasa Menteşe 130 Kg Top Frame Hinge
12a	31	VUMFS	Üst Kasa Menteşe Şablonlu Top Frame Hinge Template
12b	31	VUMF2	Üst Kasa Menteşe Top Frame Hinge
13	32	VKM1	Alt Kasa Menteşe Bottom Frame Hinge
13a	32	VKM3	Makas(130 Kg) Bottom Frame Hinge (130 kg)
14	32	VKM2	Alt Kanat Menteşe (130Kg) Bottom Sash Hinge (130 kg)
14a	32	VKM4.XX	Köşeli Menteşe (130 Kg) Rebate Corner Support Hinge (130 kg)
14b	32	VKM5	Alt Kanat Menteşe (100 Kg) Bottom Sash Hinge (100 kg)
15	33	VKP.XX	Kapak Takımı Standart Cover Caps-Standard
16	35	VM..	Alttan Devirme Karşılık(9/13) Horizontal Tilt Lock Striker Plate (9/13)
35	103	VKK.XX	İspanyolet Karşılık Gear Keeps (9/13)

ÇİFT AÇILIM SİSTEMLERİ

Tilt & Turn Systems

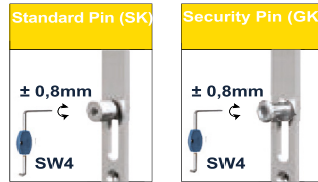
Çift Açılım Sistemleri Altan Devirme / Yüksek Güvenlikli (15-30-40 Eksen İspanyolet)
System Group / V.H.H Horizontal Tilt&Turn Systems / Full Security(15-30-40 Backset Espagnolette)



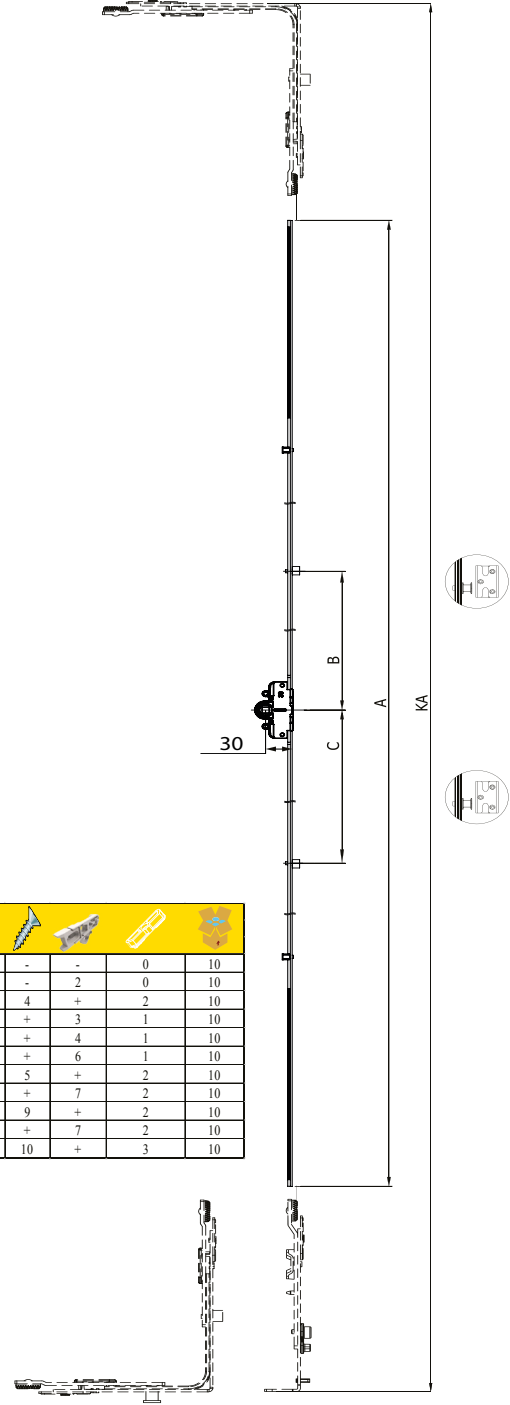
ÇİFT AÇILIM SİSTEMLERİ

Tilt & Turn Systems

Çift Açılım İspanyolet 30 Eksen
30 mm Backset T&T Espagnolette (Variable Handle Height)



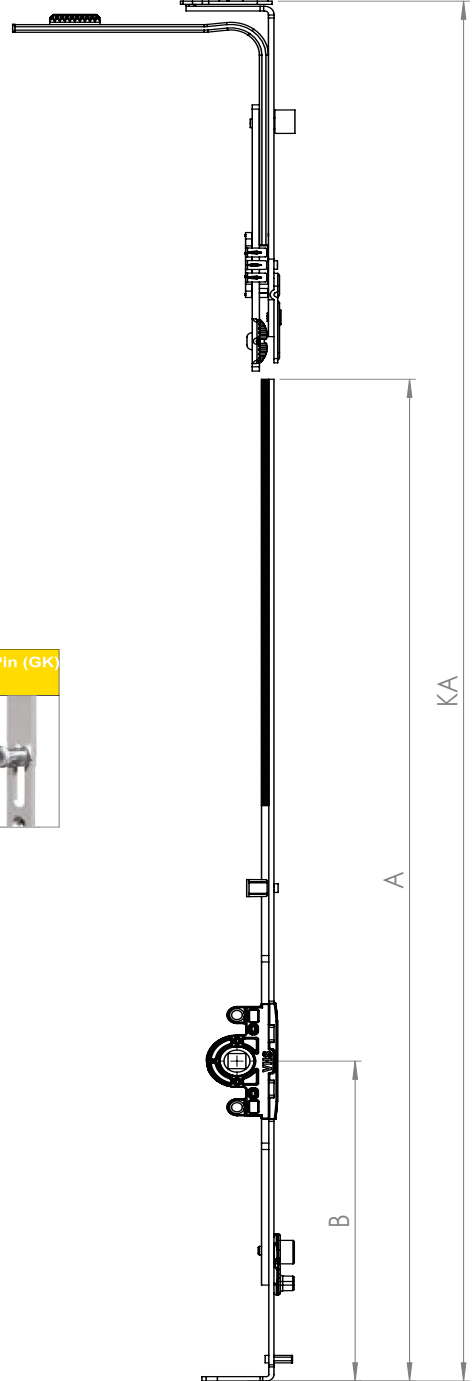
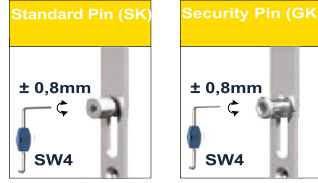
(Standard Pin)	(Security Pin)	CODE	KA Usage Length	A	B	C	D				
710A88NT		VGR30-1	480-730	420	-	-	-	-	0	10	
		VGR30-1S	580-730	470	-	-	-	2	0	10	
710A35NT		VGR30-ES	950-1400	1090	155	112.5	-	4	+	2	10
710A89NT		VGR30-2	730-1180	870	112.5			+	3	1	10
710A90NT		VGR30-S	950-1400	1090	112.5			+	4	1	10
710A91NT		VGR30-3	1180-1630	1320	112.5			+	6	1	10
710A36NT		VGR30-E3	1180-1630	1320	112.5	212.5	-	5	+	2	10
710A92NT		VGR30-4	1630-2080	1770	410	360		+	7	2	10
710A37NT		VGR30-E4	1630-2080	1770	360	341	-	9	+	2	10
710A93NT		VGR30-5	1900-2350	2040	410	495		+	7	2	10
710A38NT		VGR30-E5	1900-2350	2040	495	115	510	10	+	3	10



ÇİFT AÇILIM SİSTEMLERİ

Tilt & Turn Systems

Çift Açılım Kol Yeri Sabit İspanyolet 15 Eksen
15 mm Backset T&T Espagnolette (Fixed Handle Height)



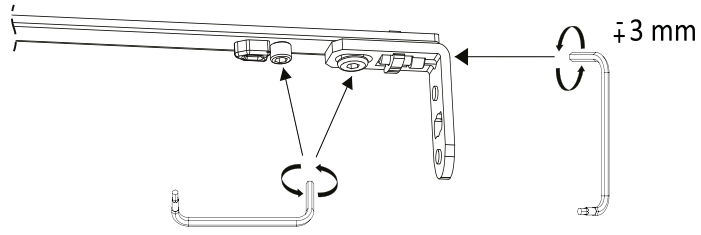
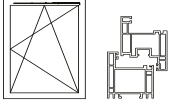
(Standart Pin)	(Security Pin)	CODE	KA Usage Length	A	B		
710A85NT	-	VGRF-1	460-625	470	150	1	10

ÇİFT AÇILIM SİSTEMLERİ

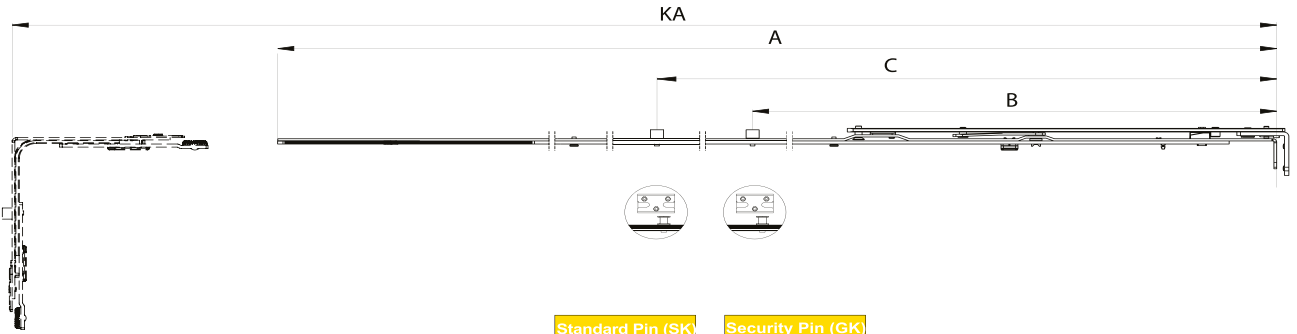
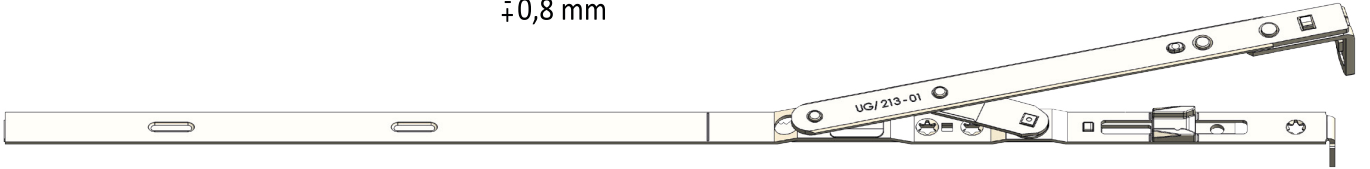
Tilt & Turn Systems

Çift Açılım Makas

Stay Arm



±0,8 mm



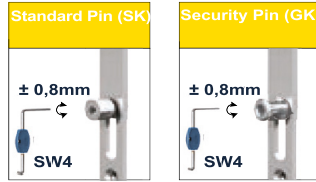
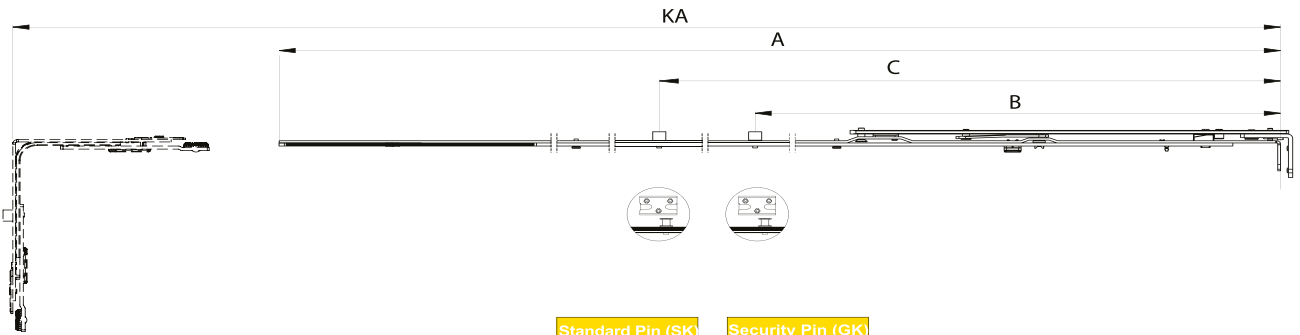
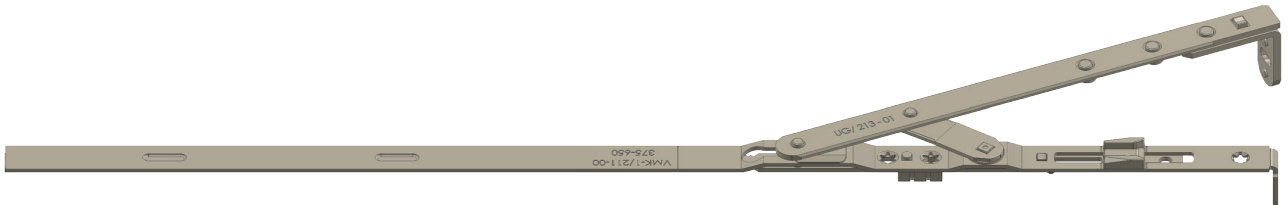
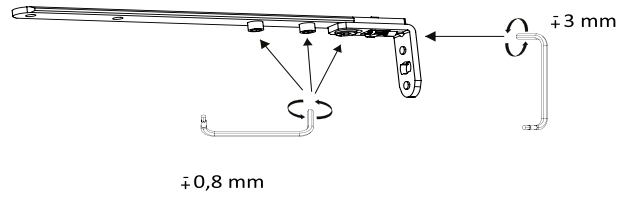
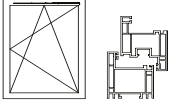
(Standart Pin)	(Security Pin)	CODE	KA Usage Length	A	B	C			
711A01NT		VMK-1	375-650	490	-	-	4	0	10
711A02NT		VMK-2	565-840	709	640	-	6	0	10
711A03NT	711A07NT	VMK-2S	615-840	709	420	-	6	1	10
711A04NT	711A39NT	VMK-3	770-1045	914	470	-	8	1	10
711A05NT	711A09NT	VMK-4	990-1265	1134	680	-	9	1	10
711A06NT	711A10NT	VMK-5	1210-1485	1354	640	900	10	2	10





ÇİFT AÇILIM SİSTEMLERİ

Tilt & Turn Systems

Çift Açılım Makas

Stay Arm / Tilt Before Turn



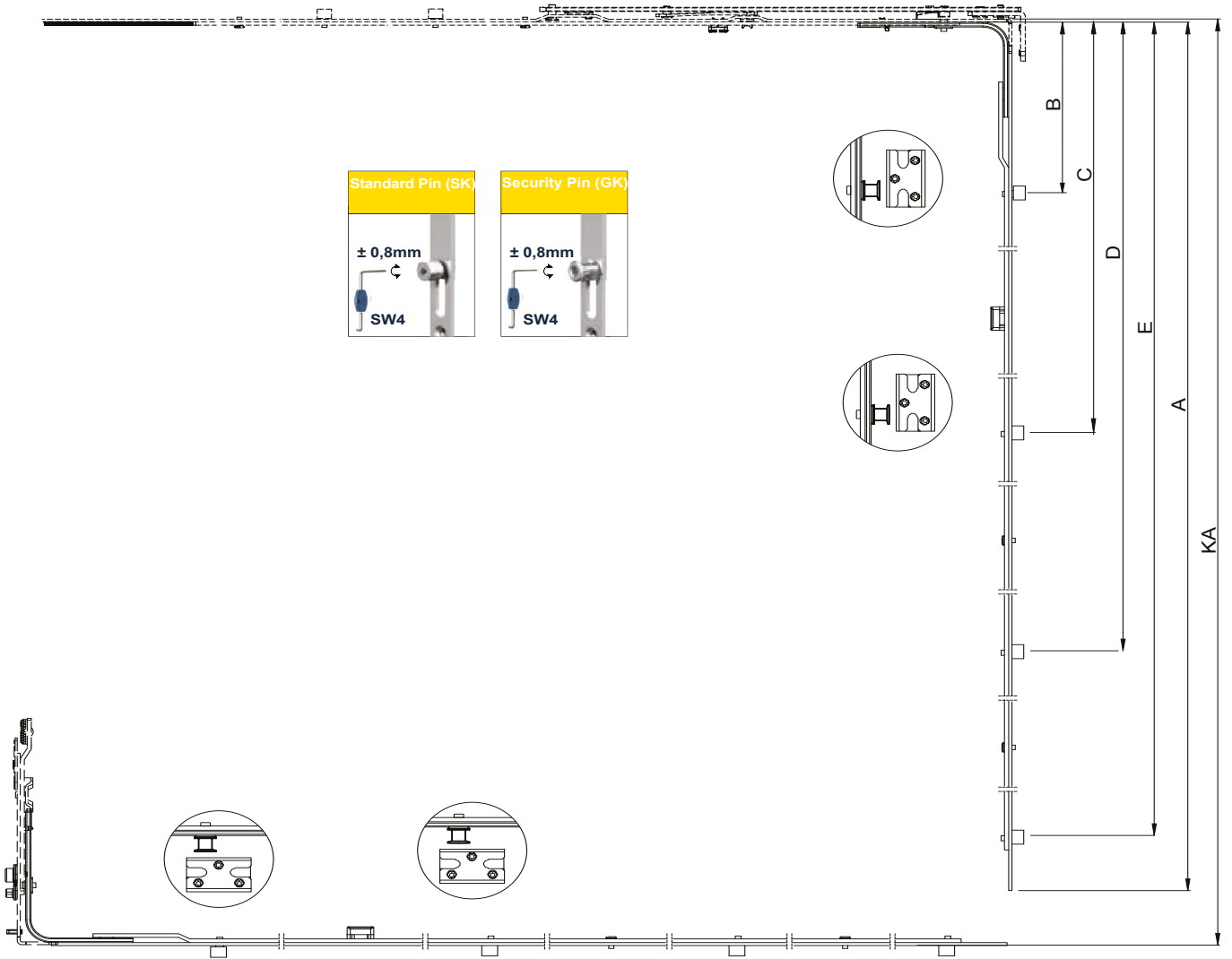
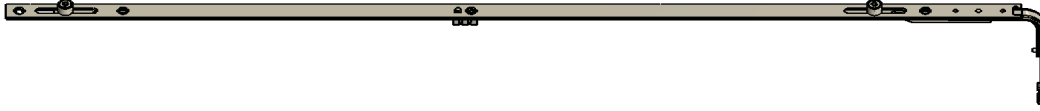
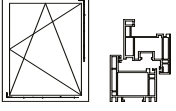
(Standard Pin)	(Security Pin)	(Short Code)	 KA Usage Length	A	B	C			
V.02.410.00.01	V.02.410.01.01	VMKTB-1	375-650	490	-	-	4	0	10
V.02.420.00.01	V.02.420.01.01	VMKTB-2	565-840	709	640	-	6	0	10
V.02.421.00.01	V.02.421.01.01	VMKTB-2S	615-840	709	420	-	6	1	10
V.02.430.00.01	V.02.430.01.01	VMKTB-3	770-1045	914	470	-	8	1	10
V.02.440.00.01	V.02.440.01.01	VMKTB-4	990-1265	1134	680	-	9	1	10
V.02.450.00.01	V.02.450.01.01	VMKTB-5	1210-1485	1354	640	900	10	2	10




ÇİFT AÇILIM SİSTEMLERİ

Tilt & Turn Systems

Orta Kilitleme

Middle Lock




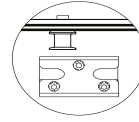
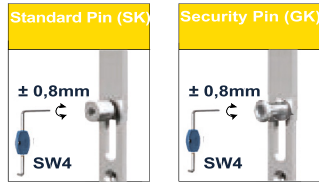
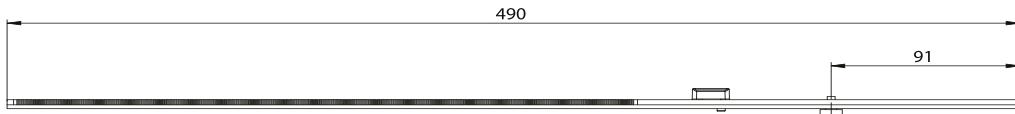
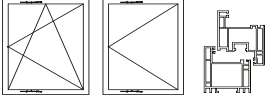
		CODE	KA	Usage Length	A	B	C	D	E			
(Standart Pin)	(Security Pin)											
712A01NT	712A08NT	VOK-0	400-850	252.5	207.5	-	-	-	-	2	1	50
712A02NT	712A09NT	VOK-1	850-1200	512.5	131	467.5	-	-	-	3	2	10
712A03NT	712A10NT	VOK-1S	850-1300	592.5	131	547.5	-	-	-	3	2	10
712A37NT		VOK-1SE	850-1400	677.5	126.5	632	-	-	-	3	2	10
712A04NT	712A11NT	VOK-2	1200-1500	777.5	131	732.5	-	-	-	4	2	10
712A05NT	712A12NT	VOK-3	1400-1700	1072.5	131	579.5	1027.5	-	-	6	3	10
712A06NT	712A13NT	VOK-4	1600-2050	1352.5	131	719.5	1307.5	-	-	7	3	10
712A07NT	712A14NT	VOK-5	2000-2350	1752.5	131	719.5	1219.5	1707.5	-	8	4	10

ÇİFT AÇILIM SİSTEMLERİ

Tilt & Turn Systems

Yatay Kilitleme

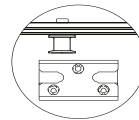

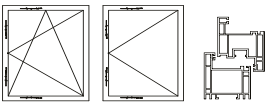
Horizontal Extension Lock



(Standart Pin)	(Security Pin)	CODE	KA Usage Length			
718A01NT	718A02NT	VYK	350-620	2	1	20

Çift Açılım İlave Parça

Extension Lock



(Standart Pin)	(Security Pin)	CODE	KA Usage Length			
718A03NT		VIL	390-660mm	2	1	20
718A77NT		VIL-0	160 mm	1	1	20

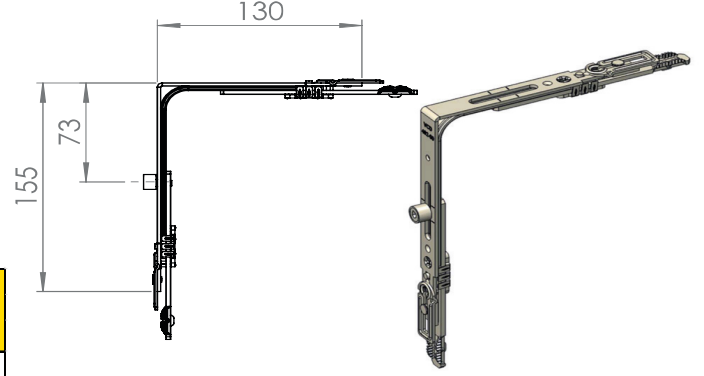
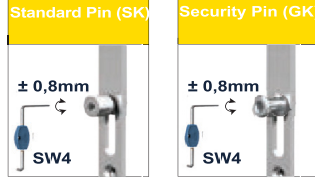
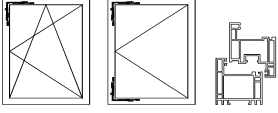
ÇİFT AÇILIM SİSTEMLERİ

Tilt & Turn Systems

Köşe Hareket Elemanı

Corner Drive

VCD-1

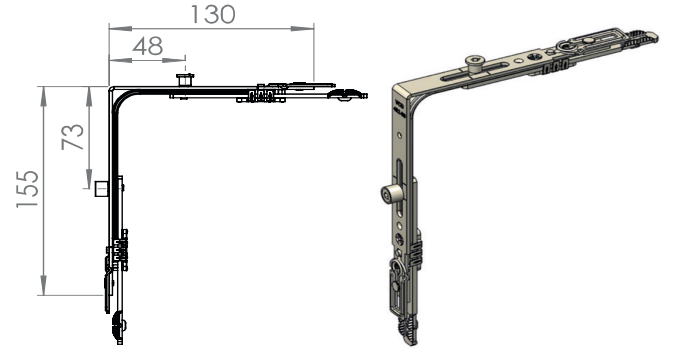
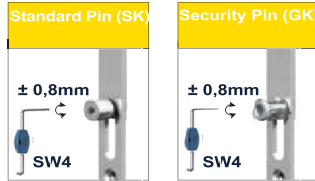
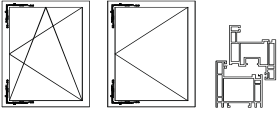


(Standart Pin)	(Security Pin)	CODE	KA	Usage Length				
713A01NT		VCD-1		155 SK1 X 130	4	1	-	50

Köşe Hareket Elemanı

Corner Drive

VCD-2

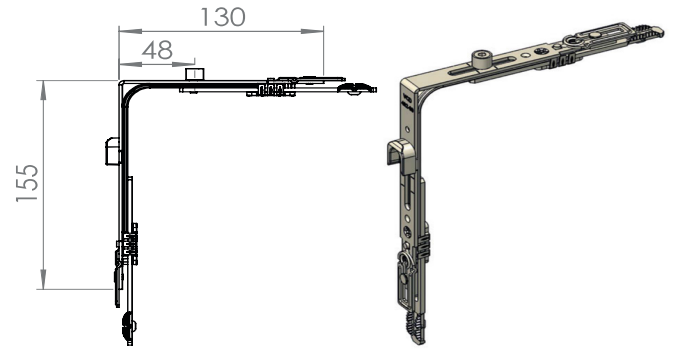
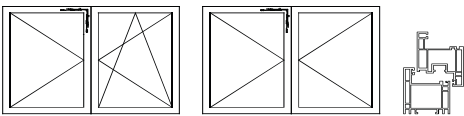


(Standart Pin)	(Security Pin)	CODE	KA	Usage Length				
713A02NT		VCD-2		155SK1 X 130 GK1	4	1	1	50

Köşe Hareket Elemanı

Corner Drive

VCD-3

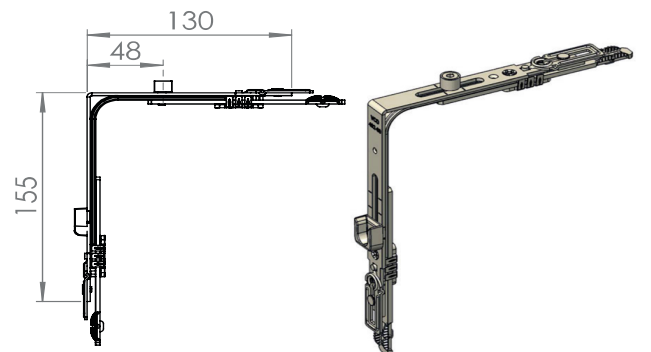
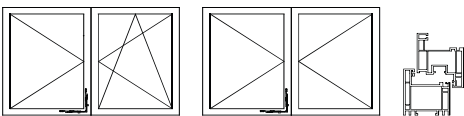


(Standart Pin)	(Security Pin)	CODE	KA	Usage Length				
713A03NT		VCD-3		155 X 130 SK1	4	1	-	50

Köşe Hareket Elemanı

Corner Drive

VCD-4



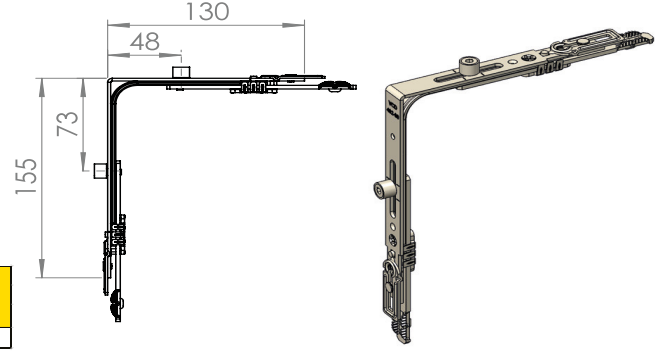
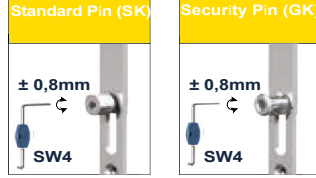
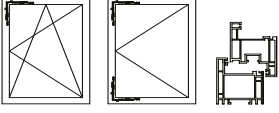
(Standart Pin)	(Security Pin)	CODE	KA	Usage Length				
713A04NT		VCD-4		155 X 130 SK1	4	1	-	50

ÇİFT AÇILIM SİSTEMLERİ

Tilt & Turn Systems

Köşe Hareket Elemanı Corner Drive

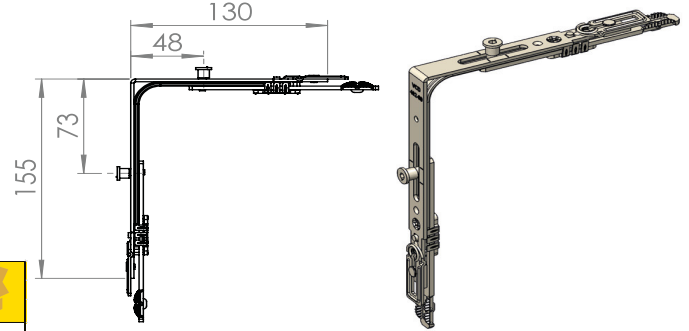
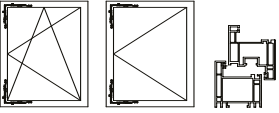
VCD-5



(Standart Pin)	(Security Pin)	CODE	KA	Usage Length				
713A05NT	VCD-5	155SK1 X 130 SK1	4	2	-	50		

Köşe Hareket Elemanı Corner Drive

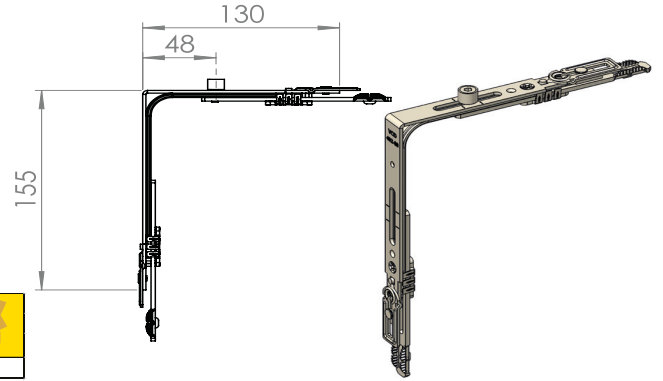
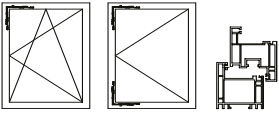
VCD-6



(Standart Pin)	(Security Pin)	CODE	KA	Usage Length				
713A06NT	VCD-6	155 GK1 X 130 GK1	4	-	2	50		

Köşe Hareket Elemanı Corner Drive

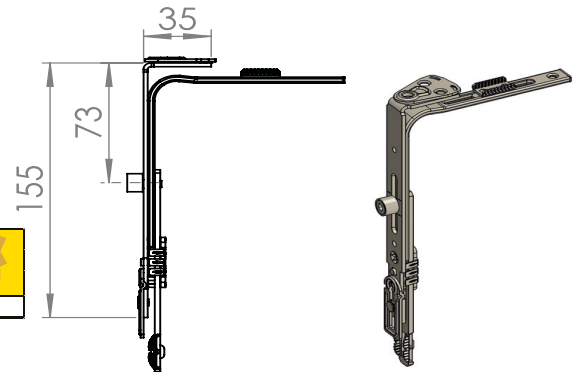
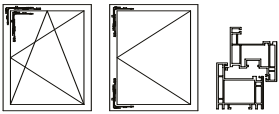
VCD-7



(Standart Pin)	(Security Pin)	CODE	KA	Usage Length				
713A07NT	VCD-7	155 X 130 SK1	4	1	-	50		

Köşe Hareket Elemanı Corner Drive

VCD-8



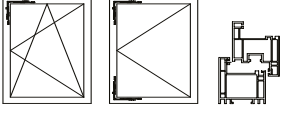
(Standart Pin)	(Security Pin)	CODE	KA	Usage Length				
713A08NT	VCD-8	155 SK1 X 35	4	1	-	50		

ÇİFT AÇILIM SİSTEMLERİ

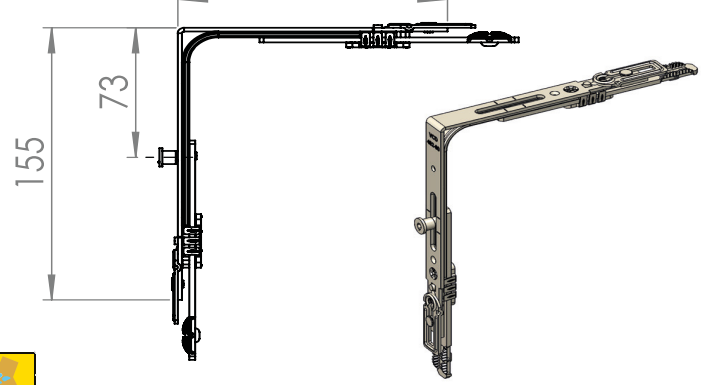
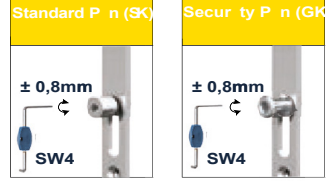
Tilt & Turn Systems

Köşe Hareket Elemanı

Corner Drive



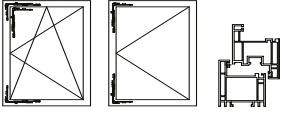
VCD-9



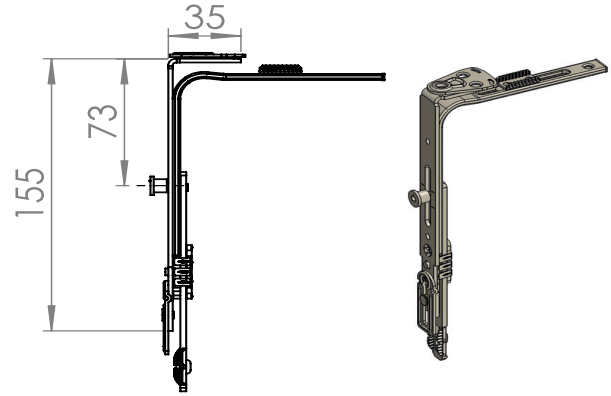
(Standard Pin)	(Security Pin)	CODE	KA	Usage Length				
713A09NT		VCD-9		155 GK1 X 130	4	-	1	50

Köşe Hareket Elemanı

Corner Drive



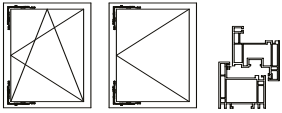
VCD-10



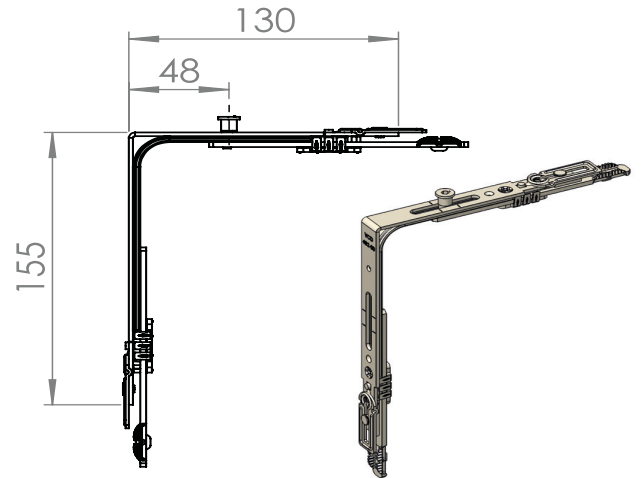
(Standard Pin)	(Security Pin)	CODE	KA	Usage Length				
713A10NT		VCD-10		155 GK1 X 35	2	-	1	60

Köşe Hareket Elemanı

Corner Drive



VCD-11



(Standard Pin)	(Security Pin)	CODE	KA	Usage Length				
713A11NT		VCD-11		155 X 130 GK1	4	-	1	50

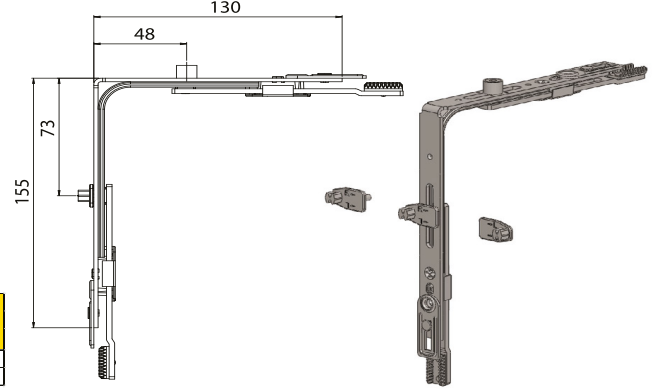
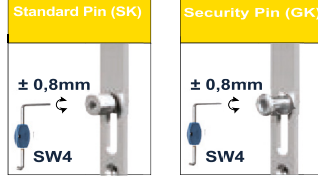
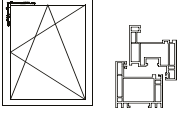
ÇİFT AÇILIM SİSTEMLERİ

Tilt & Turn Systems

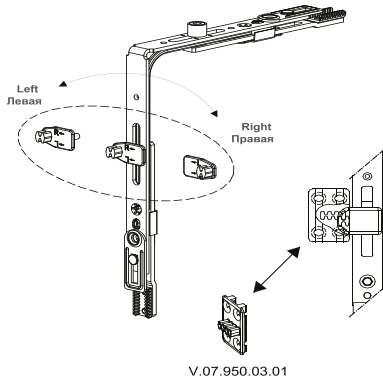
Köşe Hareket Elemanı

Corner Drive

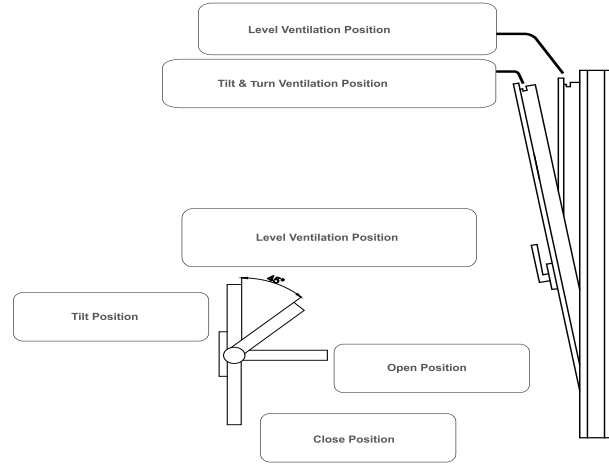
VCD-12



(Standart Pin)	(Security Pin)	CODE	KA Usage Length				
	713A12NT	VCD-12R	155 X 130 SK1	4	1	-	40
	713A12NT	VCD-12L	156 X 130 SK1	4	1	-	41



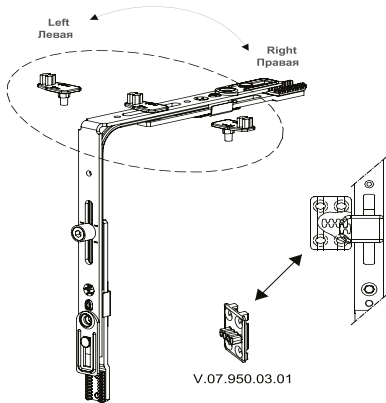
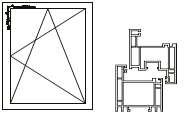
V.07.950.03.01



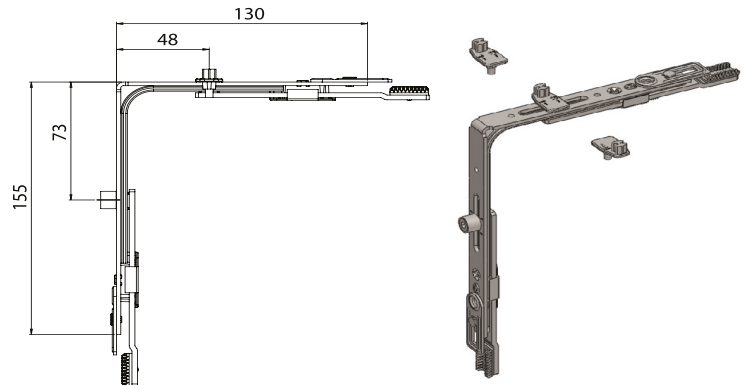
Köşe Hareket Elemanı

Corner Drive

VCD-13



V.07.950.03.01



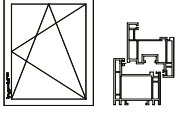
(Standart Pin)	(Security Pin)	CODE	KA Usage Length				
	713A14NT	VCD-13R	155 SK1 X 130	4	1	-	40
	713A15NT	VCD-13L	156 SK1 X 130	4	1	-	41

ÇİFT AÇILIM SİSTEMLERİ

Tilt & Turn Systems

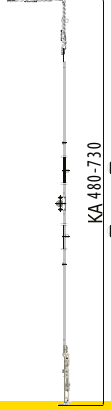
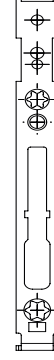
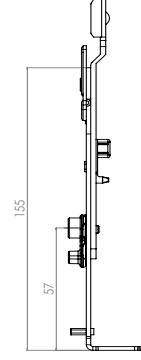
Alt Kilitleme Elemanı

Vertical Tilt Lock (For Small Windows)



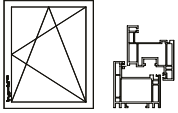
VAK-0

Code						
728A07NT	VAK-0	3	-	1	-	100



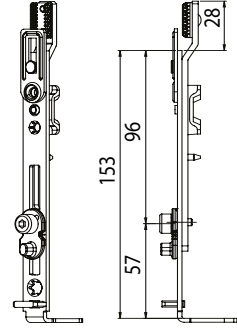
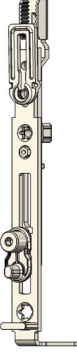
Alt Kilitleme Elemanı

Vertical Tilt Lock



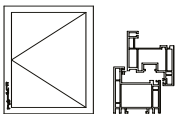
VAK

Code						
728A01NT	VAK	3	-	1	-	100



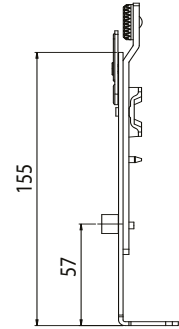
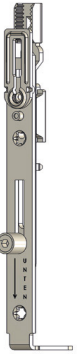
Tek Açılım Kilitleme Elemanı Alt

Vertical Turn Lock Bottom



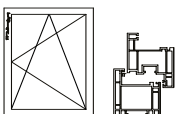
VAK-2A

Code						
728A03NT	VAK2-A	3	1	-	-	100



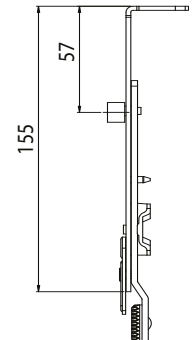

Tek Açılım Kilitleme Elemanı Üst

Vertical Turn Lock Top



VAK-2U

Code						
728A02NT	VAK2-U	3	1	-	-	100

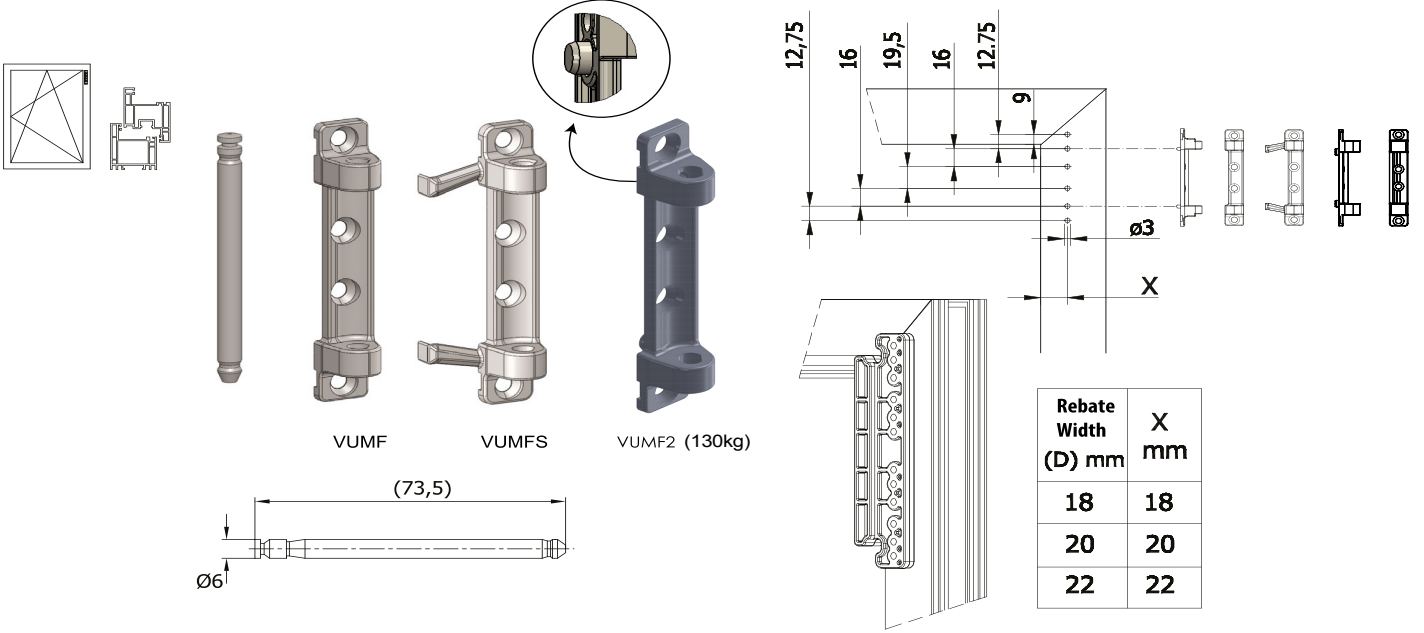


ÇİFT AÇILIM SİSTEMLERİ

Tilt & Turn Systems

Üst Kasa Menteşe

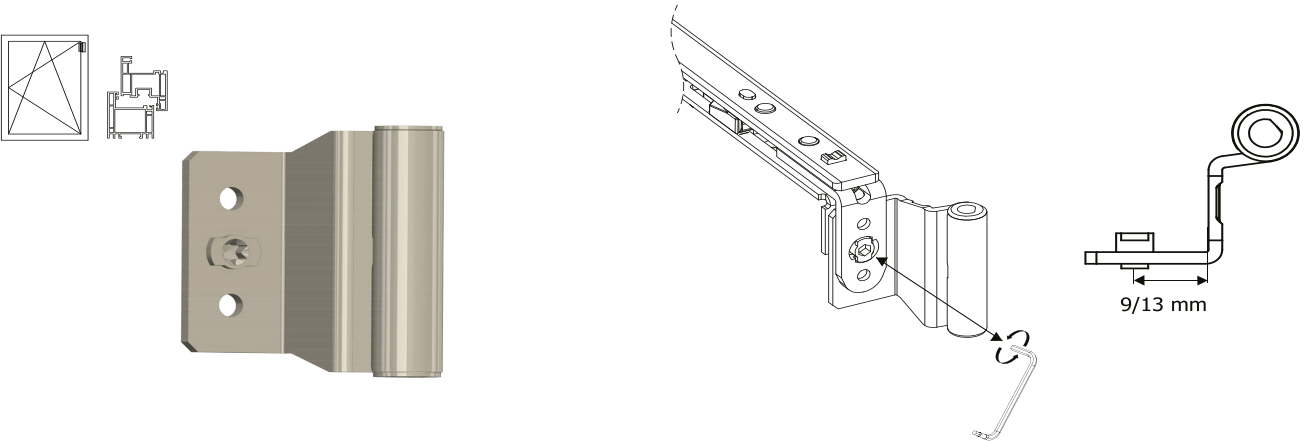
Top Frame Hinge



CODE	Product	
717A12NT	VUMF	Üst Kasa Menteşe Top Frame Hinge
717A13NT	VUMFS	Üst Kasa Menteşe Şablonu Top Frame Hinge
717A94NT	VUMF2	Üst Kasa Menteşe 130 Kg Top Frame Hinge 130 kg

Üst Kanat Menteşe

Top Sash Hinge



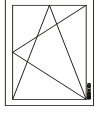
CODE	Product	
717A08NT	VUM-9	Top Sash Hinge (9 mm axis)
717A09NT	VUM-10	Top Sash Hinge (10 mm axis)
717A10NT	VUM-13	Top Sash Hinge (13 mm axis)
717A11NT	VUM-14	Top Sash Hinge (14 mm axis)

ÇİFT AÇILIM SİSTEMLERİ

Tilt & Turn Systems

Alt Kasa Mentеше

Bottom Frame Hinge



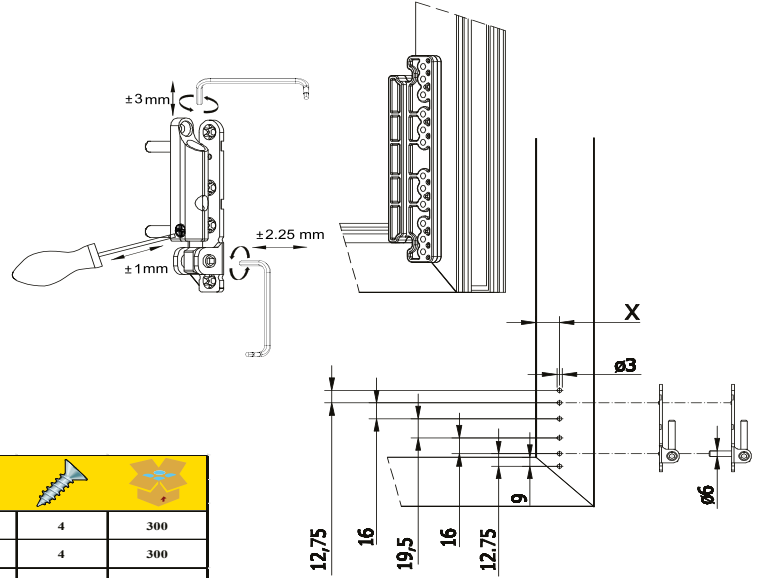
VKM-1



VKM-3



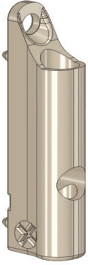
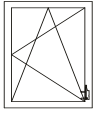
VKM-6



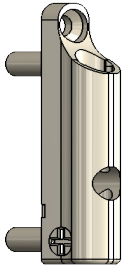
CODE	Product		
717B14NT	VKM-1 Alt Kasa Mentеше Bottom Frame Hinge	4	300
717A03NT	VKM-3 Alt Kasa Mentеше Bottom Frame Hinge 130 Kg	4	300
	VKM-6 Alt Kasa Mentеше 130 Kg Bottom Frame Hinge 130 + Kg	4	300

Alt Kanat Mentеше

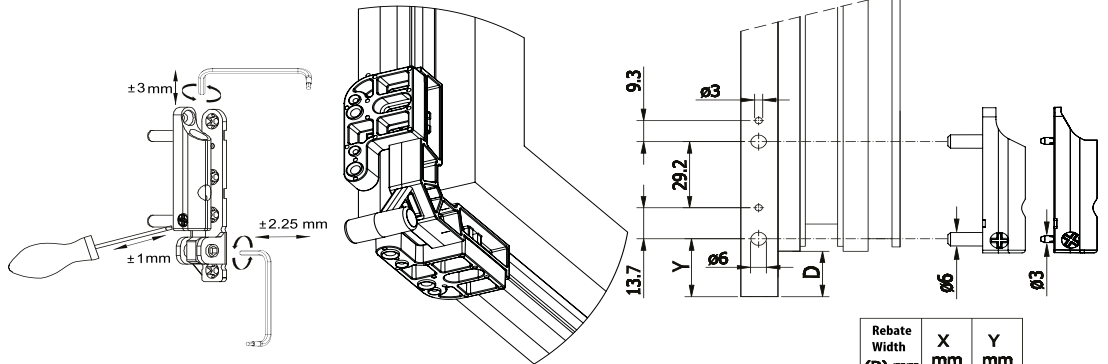
Bottom Sash Hinge



VKM-5



VKM-2

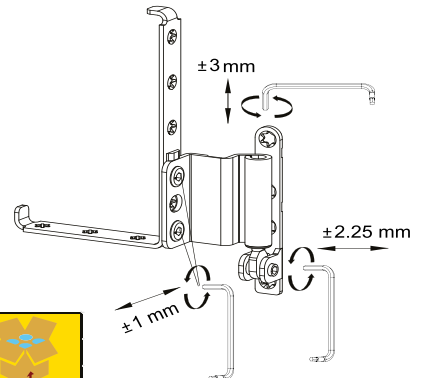
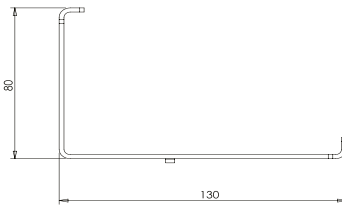
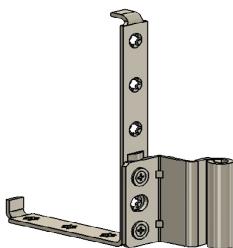
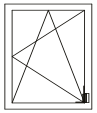


CODE	Product		
717B15NT	VKM-2 Alt Kanat Mentеше Bottom Sash Hinge 130 Kg	2	300
717A79NT	VKM-5 Alt Kanat Mentеше Bottom Sash Hinge	2	300

Rebate Width (D) mm	X mm	Y mm
18		24
20	20	26
22		28

Alt Kanat Köşe Mentеше (R/L -9/13) - (130 kg)

Rebate Corner Support Hinge (R/L -9/13) - (130 kg)



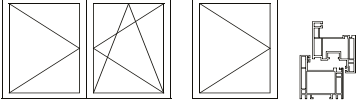
	CODE	Product		
	717A06NT	VKM-4(09/R) 9 mm axis / Right	7	50
	717A07NT	VKM-4(09/L) 9 mm axis / Left	7	50
	717A04NT	VKM-4(13/R) 13 mm axis / Right	7	50
	717A05NT	VKM-4(13/L) 13 mm axis / Left	7	50

ÇİFT AÇILIM SİSTEMLERİ

Tilt & Turn Systems

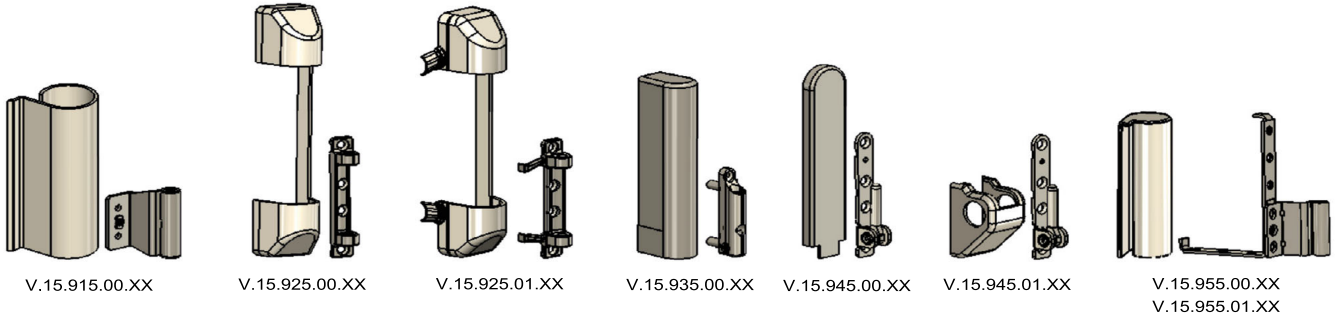
Kapak Grubu

Cover Group



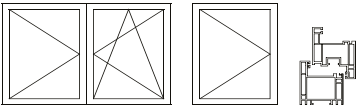
Used With		
V.15.915.00.XX	VUM	100
V.15.925.00.XX	VUM-F	100
V.15.925.01.XX	VUM-FS	100
V.15.935.00.XX	VKM-2	100
V.15.945.00.XX	VKM-1	100
V.15.945.01.XX	VKM-1	100
V.15.955.00.XX	VKM-4R	50
V.15.955.01.XX	VKM-4L	50

(XX)	RENKLER / COLOURS
03	White - RAL 9016 /
04	Dark Brown - RAL 8017 /
05	Light Brown - RAL 8003 /
06	Beige - RAL 9001 /
07	Grey - RAL 9006 /
08	Grey Brown - RAL 8019 /
09	Black Brown - RAL 8022 /
10	Silver /
11	Gold /
12	Bronze /
13	Champagne /
14	Titan /

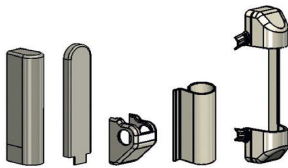


Kapak Grubu

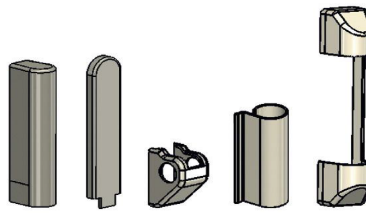
Cover Group



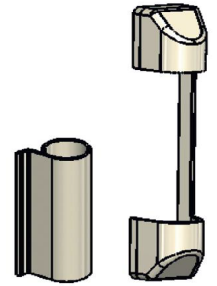
Product	Comment
718A12XX	ÇİFT AÇILIM MENTEŞE KAPAK TAKIMI Tilt&Turn Hinge Cover Set
718A13XX	ÇİFT AÇILIM ORTA BASKI MENTEŞE KAPAK TAKIMI Medium Hinge Cover Set
718A52XX	ÇİFT AÇILIM MENTEŞE KAPAK TAKIMI ŞABLONLU Tilt&Turn Hinge Cover Set with Template
718A5XX	ÇİFT AÇILIM ORTA BASKI MENTEŞE KAPAK TAKIMI ŞABLONLU Tilt&Turn Medium Hinge Cover Setwith Template
718A14XX	ÇİFT AÇILIM KÖŞELİ MENTEŞE KAPAK TAKIMI SAĞ Tilt&Turn Corner Hinge Cover Set Right
718A15XX	ÇİFT AÇILIM KÖŞELİ MENTEŞE KAPAK TAKIMI SOL Tilt&Turn Corner Hinge Cover Set Left



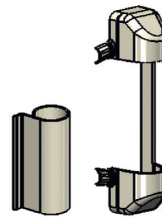
V.15.905.02.XX



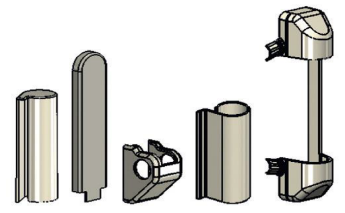
V.15.905.05.XX



V.15.905.01.XX



V.15.935.03.XX



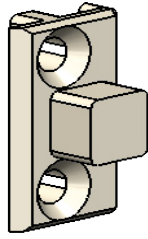
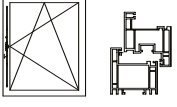
V.15.945.06.XX
V.15.945.07.XX

ÇİFT AÇILIM SİSTEMLERİ

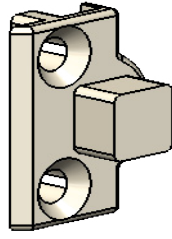
Tilt & Turn Systems

Kanat Kaldırma Hatalı kullanım Emniyet

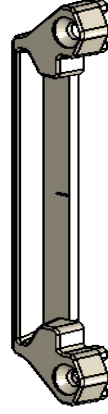
Sash Lifter With Anti-Mishandling Device



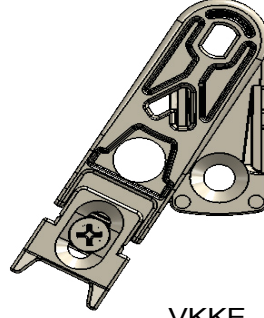
VKEK-9



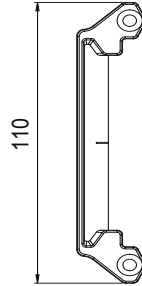
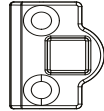
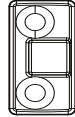
VKEK-13






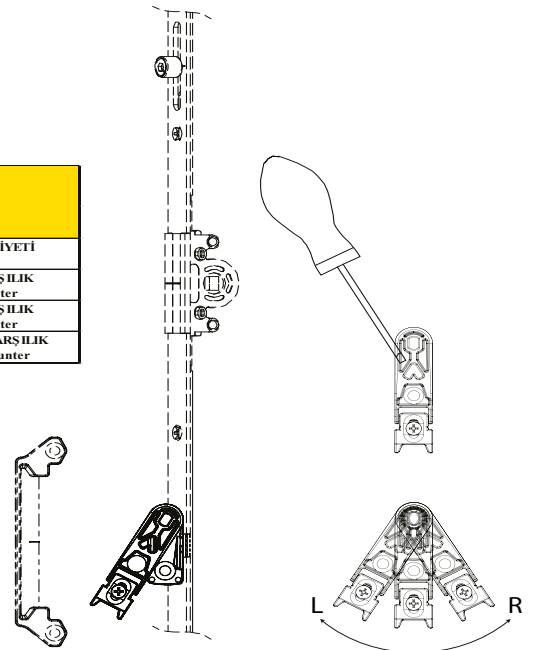
VKEK2-13



VKKE



(Short Code)				Comment	
718A11NT	VKKE	1	1	500	HATALI KULLANIM EMNİYETİ Anti-Mishandling
726A06NT	VKEK-9	-	2	1000	HATALI KULLANIM KARŞILIK Anti-Mishandling Counter
726A07NT	VKEK-13	-	2	1000	HATALI KULLANIM KARŞILIK Anti-Mishandling Counter
726A08NT	VKEK2-13	-	2	300	LÜX HATALI KULLANIM KARŞILIK Lux Anti-Mishandling Counter

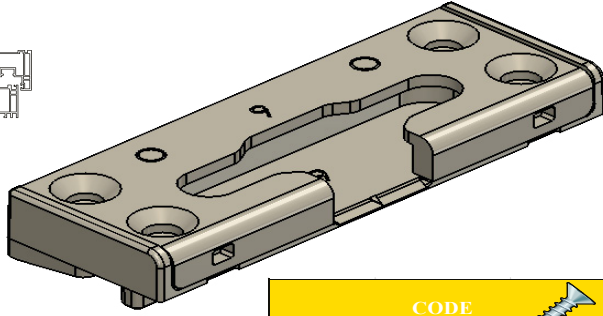
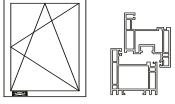


ÇİFT AÇILIM SİSTEMLERİ

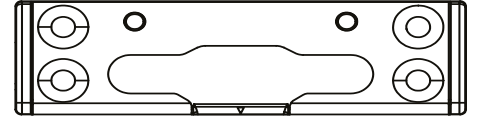
Tilt & Turn Systems

Alttan Devirme Yatay Karşılık

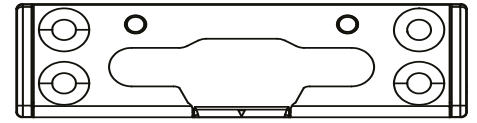
Horizontal Tilt Lock Striker Plates



CODE			
726A17NT	VM2035-9	4	240
726A18NT	VM203513	4	240
726A27NT	VM2045-9	4	240
726A28NT	VM2045-13	4	240
726A22NT	VM009	2	240



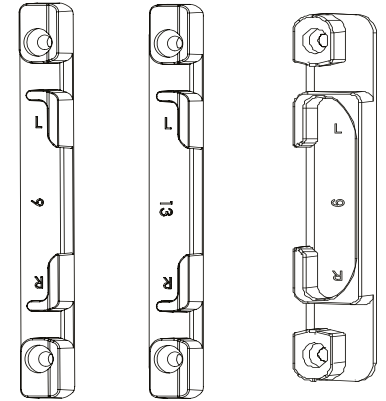
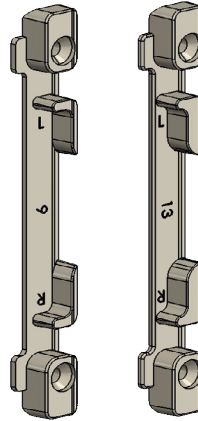
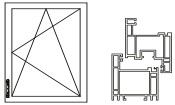
VM2035-9



VM2035-13

Yandan Devirme Dikey Karşılık

Vertical Tilt Lock Striker Plates



VY-9

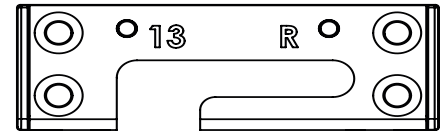

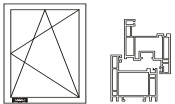
VY-13

VYC-9

CODE			
726A22NT	VY-9	2	400
726A24NT	VY-13	2	400
726A23NT	VY-10	2	240

TBT Makas Alttan Devirme Dikey Karşılık

Horizontal Tilt Lock Striker Plates



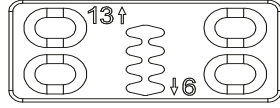
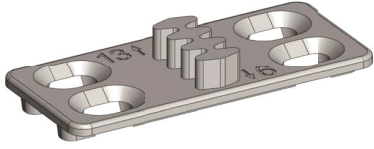
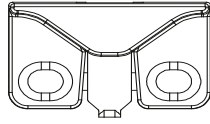
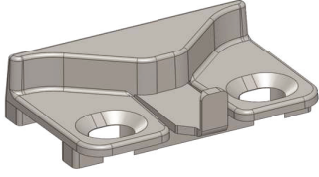
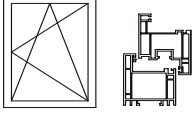
(Standart Pin)	(Security Pin)	CODE		
726A76NT		VM2035L-09	4	240
726A75NT		VM2035R-09	4	240
		VM2035L-13	4	240
		VM2035R-13	4	240



ÇİFT AÇILIM SİSTEMLERİ

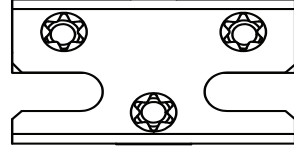
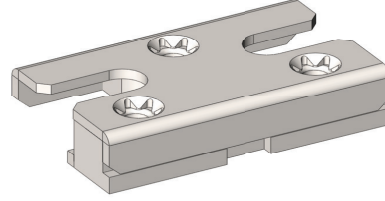
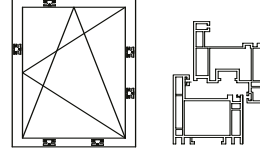
Tilt & Turn Systems

Mikroventilasyon Karşılık

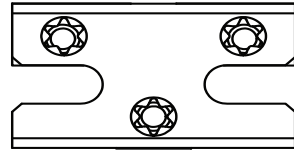
Microventilation Strikers





	CODE		
726A04NT	VMV-2	2	400
726A05NT	VMV-3	4	600



VGV2035-9

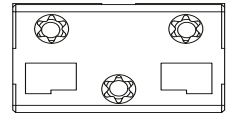
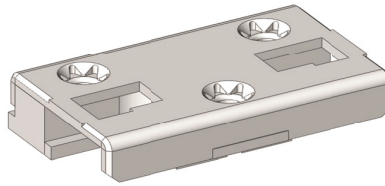
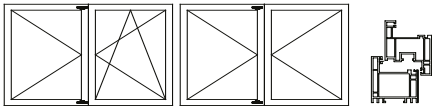


VGV2035-13

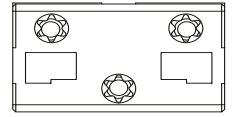
	CODE		
726A13NT	VGV2035-9	3	350
726A15NT	VGV2035-13	3	350
726A14NT	VGV3545-9	3	350
726A16NT	VGV3545-13	3	350

Fişek Sürgü Karşılık

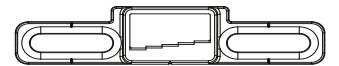
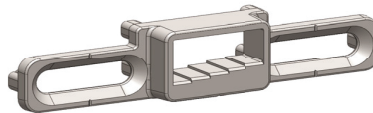
Shoot Bolt Striker Plates



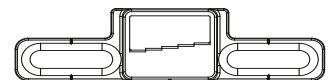
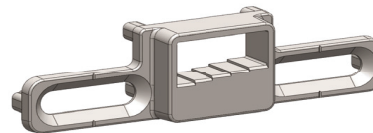
VSBK2035-9





VSBK2035-13



VSBK2-9



VSBK2-13

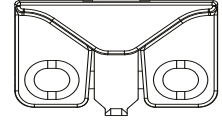
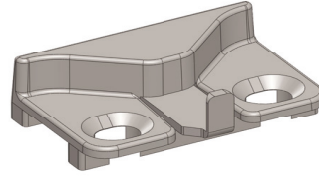
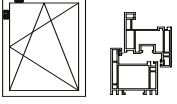
	CODE		
726A11NT	VSBK2035-9	3	350
726A12NT	VSBK2035-13	3	350
726A09NT	VSBK3545-9	3	350
726A10NT	VSBK3545-13	3	350
726A29NT	VSBK2-9	2	400
726A30NT	VSBK2-13	2	400

ÇİFT AÇILIM SİSTEMLERİ

Tilt & Turn Systems

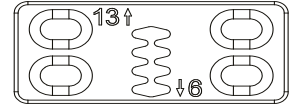
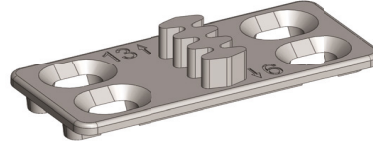
Mikroventilasyon Karşılık

Microventilation Strikers



VMV2

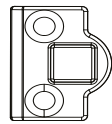
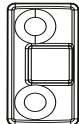
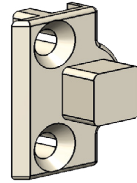
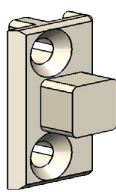
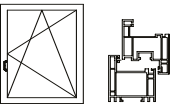
CODE			
726A04NT	VMV-2	2	400
726A05NT	VMV-3	4	600



VMV-3

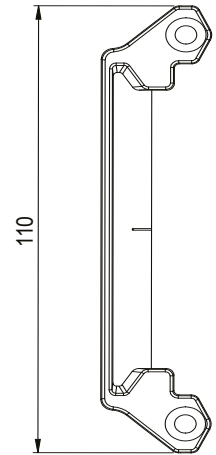
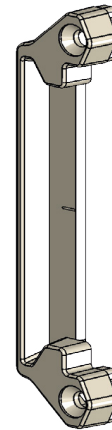
Kanat Kaldırıcı Karşılık

Sash Lifter Strikers



VKEK-9

VKEK-13



VKEK2-13

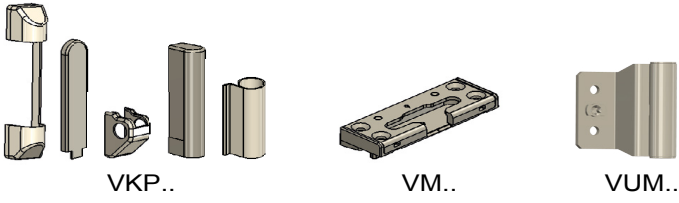
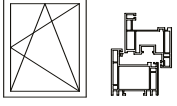
(Short Code)				
726A06NT	VKEK-9	2	1000	HATALI KULLANIM KARŞILIK Anti-Mishandling Counter
726A07NT	VKEK-13	2	1000	HATALI KULLANIM KARŞILIK Anti-Mishandling Counter
726A08NT	VKEK2-13	2	300	LÜX HATALI KULLANIM KARŞILIK Lüx Anti-Mishandling Counter

ÇİFT AÇILIM SİSTEMLERİ

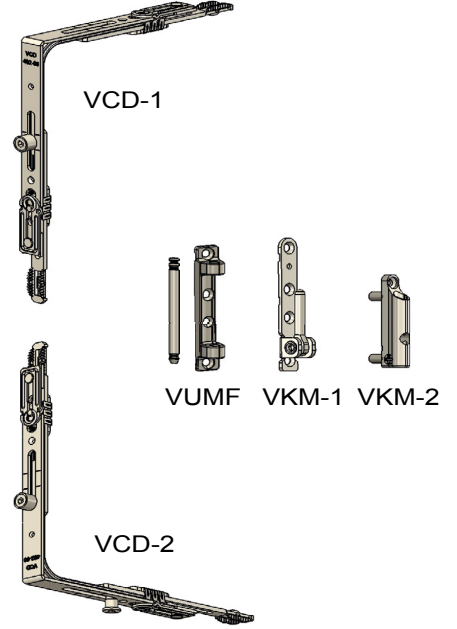
Tilt & Turn Systems

Çift Açılım Standart Set (Yatay)

Tilt&Turn System Standard Set (Horizontal)



(Short Code)		
718A12XX	VKP	100
V.07.2035.XX	VM	240
V.07.910.XX	VUM	300

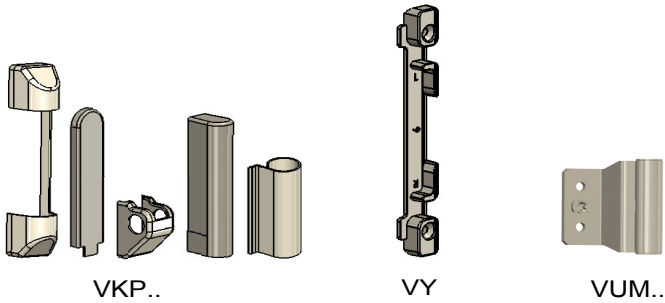
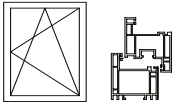


CODE		
718A21NT	VST-1	20


* VST1=VCD-1+VCD-2+VUMF+VKM-1+VKM-2

Çift Açılım Standart Set (Dikey)

Tilt&Turn System Standard Set (Vertical)



(Short Code)		
V.15.905.05.XX	VKP	100
V.07.980.XX	VY	400
V.07.910.XX	VUM	300



CODE		
718A22NT	VST-2	20

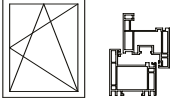
* VST2=VCD-1+VAK+VUMF+VKM-1+VKM-2

ÇİFT AÇILIM SİSTEMLERİ

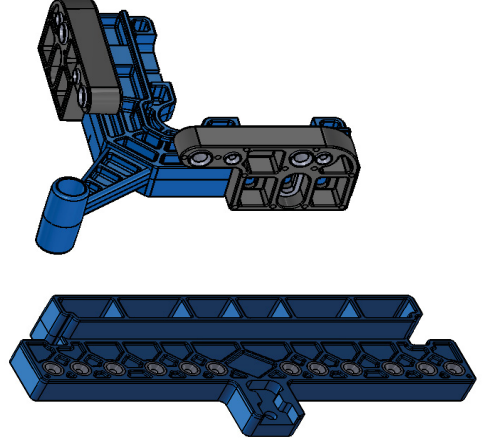
Tilt & Turn Systems

Çift Açılım Menteşe Delik Şablonu

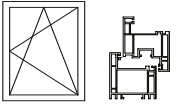
Drilling Jigs For Tilt&Turn System Hinges



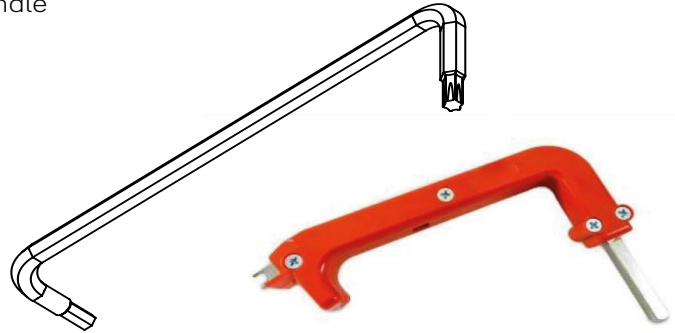
(Short Code)		
723A01NT	VDT	10



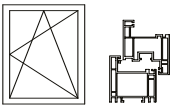
Allen (SW 4) for Assembly and Adjustment / Assembly Handle



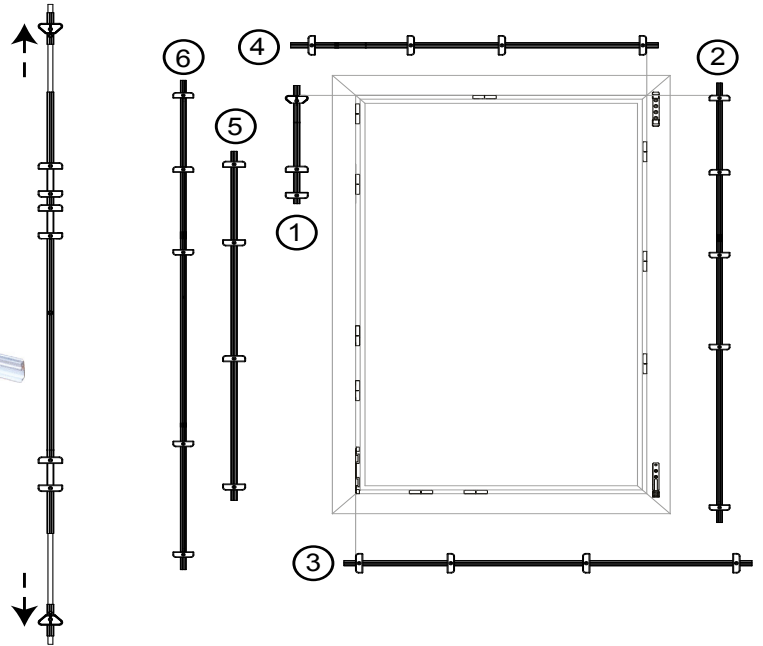
(Short Code)		
V.99.065.00.00	VALY	10
418B25NT	MAP	10



Drilling Templates For Tilt&Turn System Strikers



V.T76040.00.00




Used for		
V.T76030.01.00	VCD..	1
V.T76030.02.00	VOK-1 / VOK-1S / VOK-2	1
V.T76030.03.00	VOK-3 / VOK-4	1
V.T76030.04.00	VMK-3 / VMK-5	1
V.T76030.05.00	VGR-2 / VGR-S / VGR-3	1
V.T76030.06.00	VGR-4 / VGR-5	1
V.T76040.00.00	VCD../ VOK../ VMK../ VGR..	1


V.76040.00.00

ÇİFT AÇILIM SİSTEMLERİ

Tilt & Turn Systems

Pnömatik İspanyolet Kesme Makinesi
Pneumatic Espagnolette Cutting Machine



(Short Code)			
V.99090.00.00	VGCM	1	

PREMIUM ÇİFT AÇILIM SİSTEMLERİ

Premium Tilt & Turn Systems

Teknik ve Genel Bilgilendirme
Technical and General Information

Sistem Grupları
System Groups

Çift Açılım Makas
Stay Arm

Çift Açılım Mentеше
Tilt & Turn Hinges

Çift Açılım Kapak Grubu
Cover Caps for Tilt&Turn Hinge Group

Çift Açılım Standart Set
Tilt&Turn Standard Sets

Teknik Montaj Araçları
Technical Assembly Tools

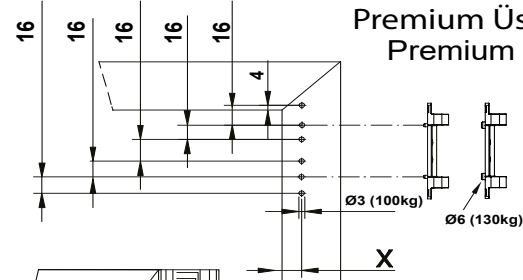


PREMIUM ÇİFT AÇILIM SİSTEMLERİ

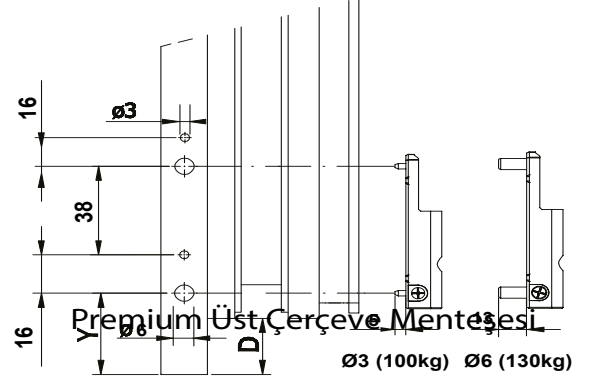
Premium Tilt & Turn Systems

Teknik ve Genel Bilgiler / Menteşe ve Kasa ve Kanat Montaj Talimatı

Technical and General Information / Assembly Instructions / Frame and Sash Hinges



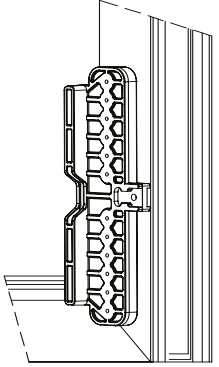
Premium Üst Çerçeve Menteşesi
Premium Top Frame Hinge



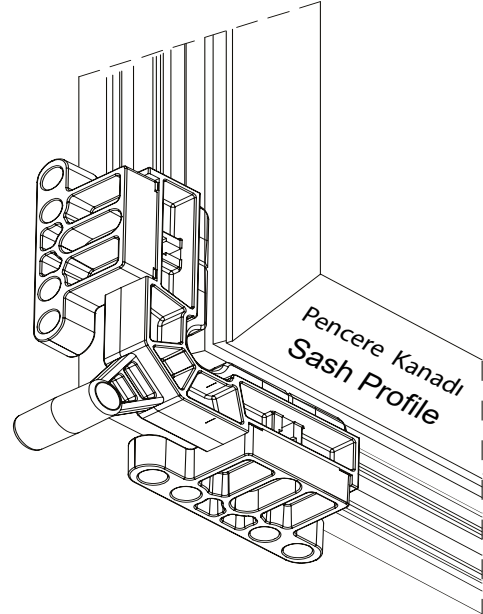
Premium Üst Çerçeve Menteşesi
Premium Bottom Sash Hinge
Premium Alt Pencere Kanadı Menteşesi

Rebate Width (D) mm	X mm	Y mm
18		33,5
20	20	35,5
22	22	37,5

Çerçeve Profili
Frame Profile




Premium Alt Çerçeve Menteşesi
Premium Bottom Frame Hinge



PREMIUM ÇİFT AÇILIM SİSTEMLERİ

Premium Tilt & Turn Systems


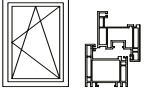
System Groups / V.H.H. Premium Vertical & Horizontal Tilt&Turn systems (15 and 7,5 mm Backset Espagnolette)



PREMIUM ÇİFT AÇILIM SİSTEMLERİ

Premium Tilt & Turn Systems


System Groups / V.H.H. Vertical Tilt&Turn Systems



PREMIUM ÇİFT AÇILIM SİSTEMLERİ

Premium Tilt & Turn Systems

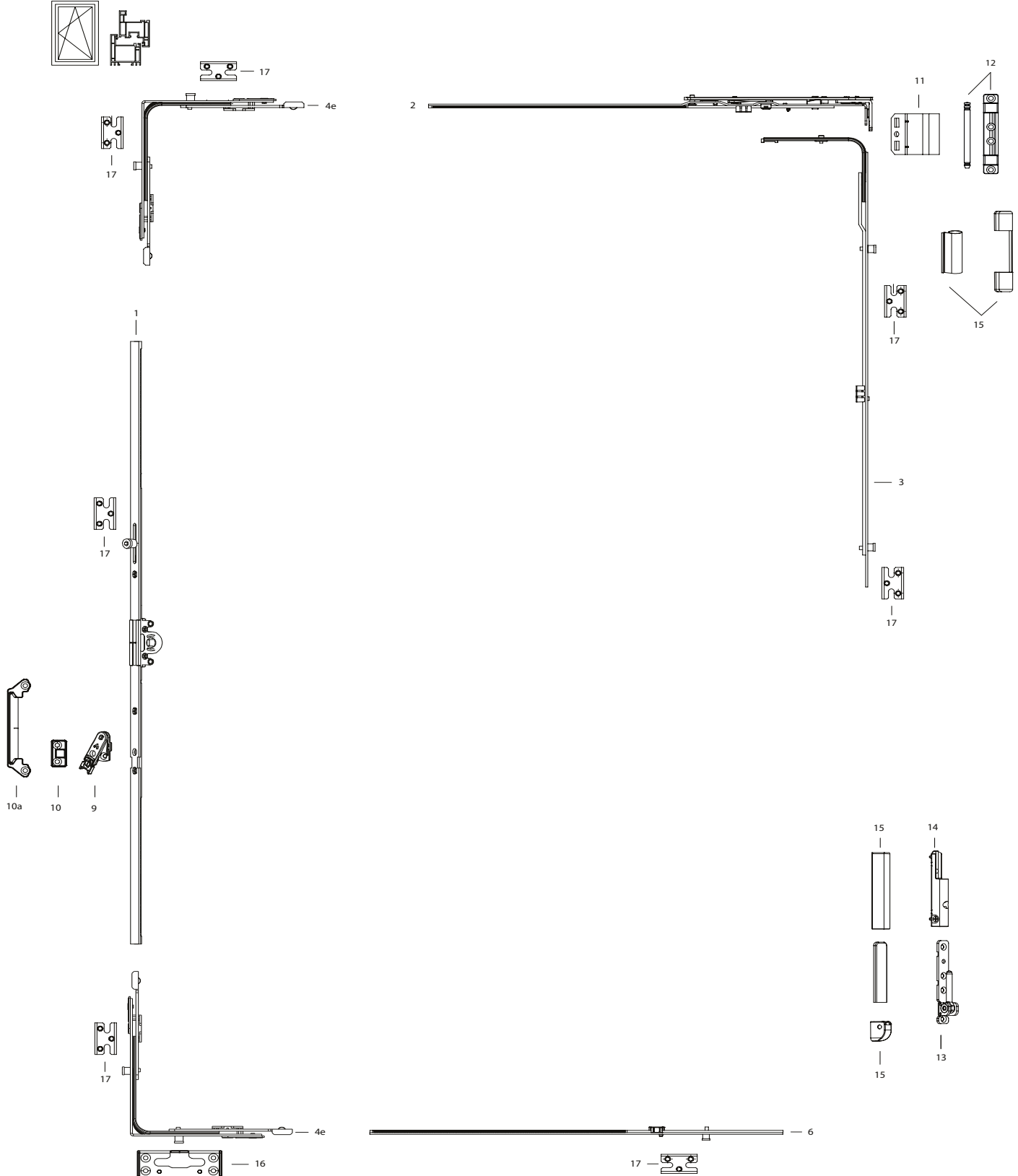
System Groups / V.H.H. Horizontal Tilt&Turn System / Standard Security



PREMIUM ÇİFT AÇILIM SİSTEMLERİ

Premium Tilt & Turn Systems


System Groups / V.H.H. Premium Horizontal Tilt&Turn System / Full Security



PREMIUM ÇİFT AÇILIM SİSTEMLERİ

Premium Tilt & Turn Systems

System Groups / V.H.H. Horizontal Tilt Before Turn / Standard Security

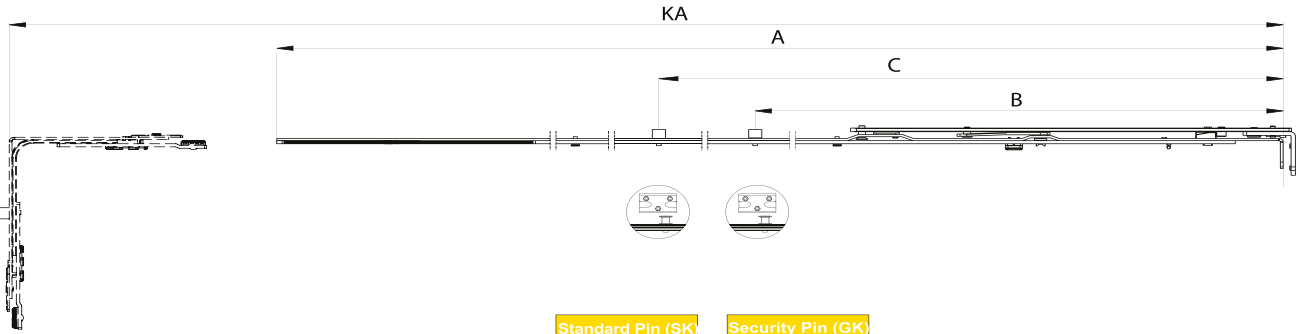
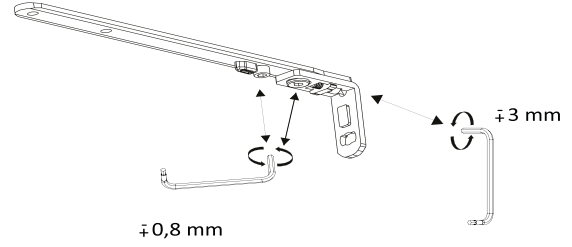
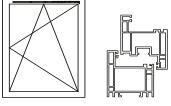





PREMIUM ÇİFT AÇILIM SİSTEMLERİ

Premium Tilt & Turn Systems

Premium Makas

Stay Arm



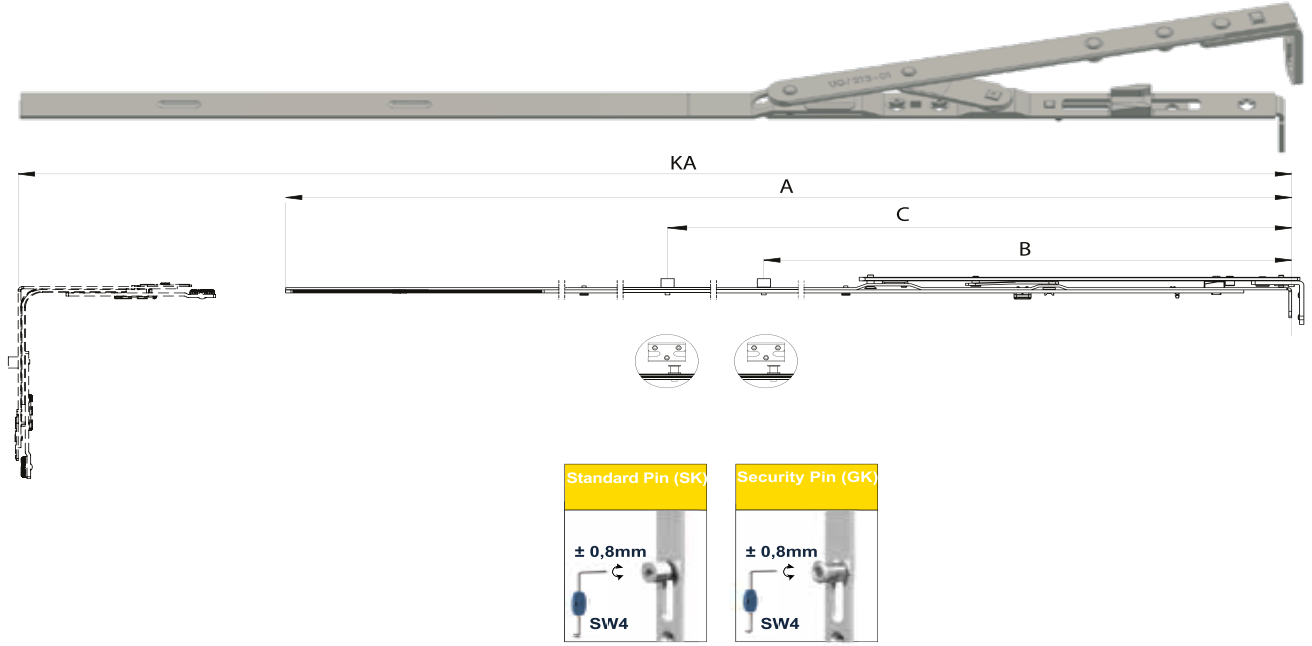
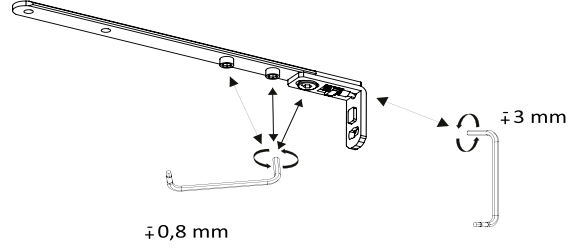
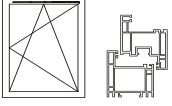
(Standart Pin)	(Security Pin)	CODE	KA Usage Length	A	B	C			
711A11NT		PMK-1	375-650	490	-	-	4	0	10
711A12NT		PMK-2	565-840	709	640	-	6	0	10
711A13NT		PMK-2S	615-840	709	420	-	6	1	10
711A14NT		PMK-3	770-1045	914	470	-	8	1	10
711A15NT	711A19NT	PMK-4	990-1265	1134	680	-	9	1	10
711A16NT	711A20NT	PMK-5	1210-1485	1354	640	900	10	2	10

PREMIUM ÇİFT AÇILIM SİSTEMLERİ

Premium Tilt & Turn Systems

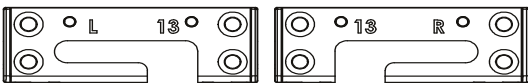
Premium TBT Makas

Stay Arm / Tilt Before Turn



(Standart Pin)	(Security Pin)	CODE	KA Usage Length	A	B	C			
		PMKTB-1	375-650	490	-	-	4	0	10
		PMKTB-2	565-840	709	640	-	6	0	10
		PMKTB-2S	615-840	709	420	-	6	1	10
		PMKTB-3	770-1045	914	470	-	8	1	10
		PMKTB-4	990-1265	1134	680	-	9	1	10
		PMKTB-5	1210-1485	1354	640	900	10	2	10

Yatay Devirmeli Karşılık / Vasistas Öncelikli TBT Horizontal Tilt Lock Striker Plates



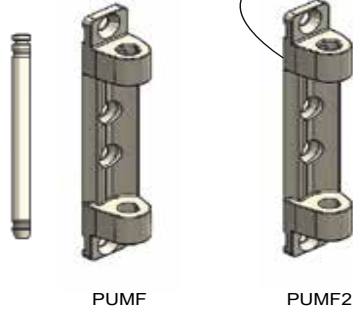
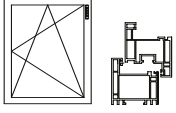
(Standart Pin)	(Security Pin)	CODE		
		VM2035L-09	4	240
		VM2035R-09	4	240
		VM2035L-13	4	240
		VM2035R-13	4	240

PREMIUM ÇİFT AÇILIM SİSTEMLERİ

Premium Tilt & Turn Systems

Premium Üst Kasa Menteşe

Top Frame Hinge

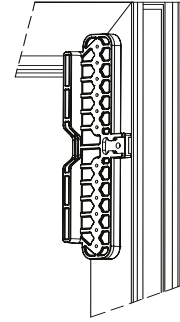
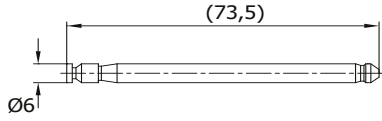
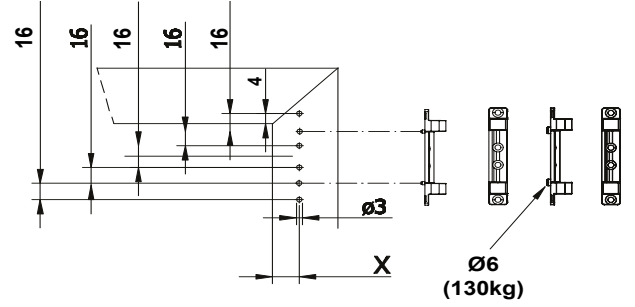




Rebate Width (D) mm	X mm
18	
20	20
22	22

PUMF

PUMF2

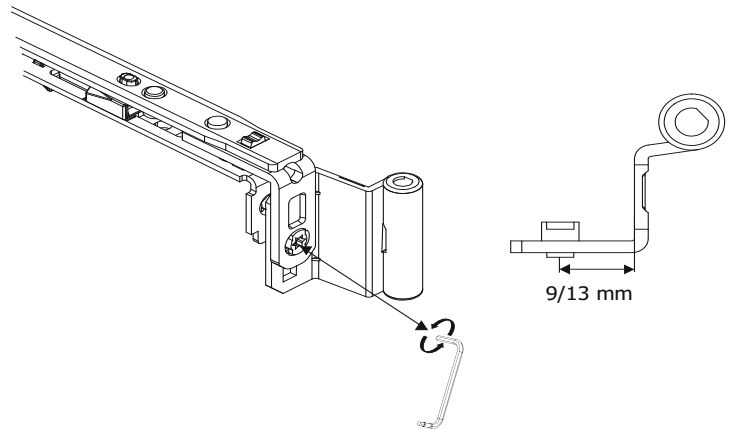
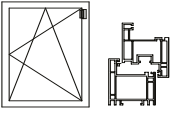
Rebate Width (D) mm	X mm
18	
20	20
22	





CODE	Product		
717A39NT	PUMF	Top Frame Hinge	4 300
717A93NT	PUMF2	Top Frame Hinge 130 Kg	4 300

Premium Üst Kanat Menteşe

Top Sash Hinge



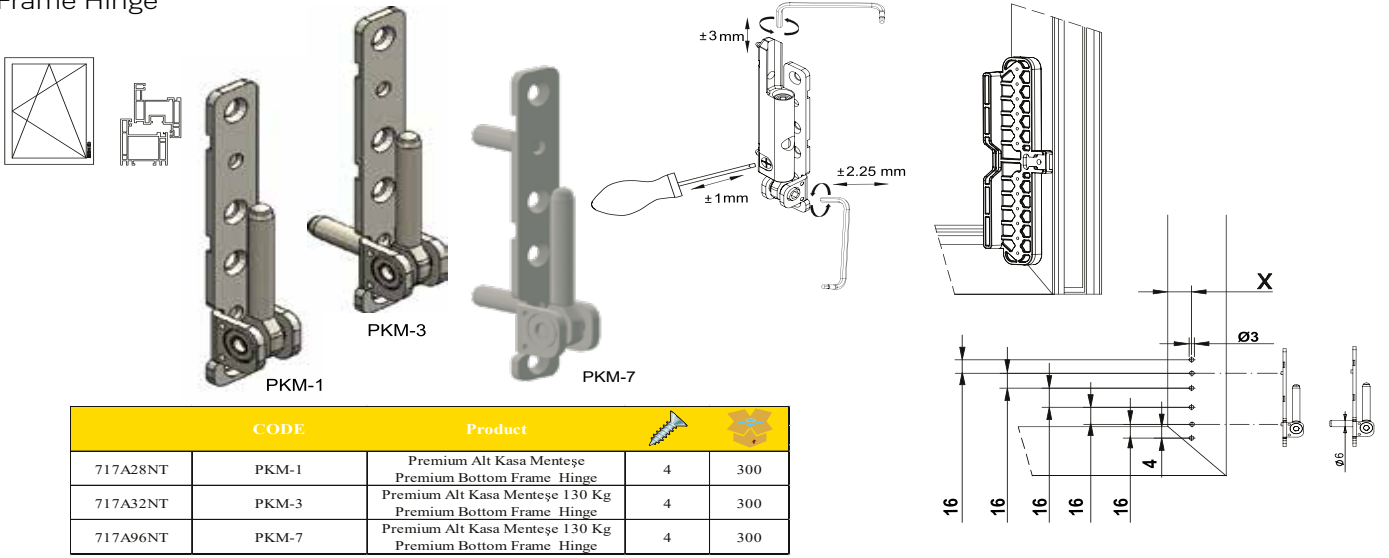
CODE	Product		
717A37NT	PUM-9	Top Sash Hinge (9 mm axis)	- 300
717A97NT	PUM-10	Top Sash Hinge (10 mm axis)	- 300
717A38NT	PUM-13	Top Sash Hinge (13 mm axis)	- 300
717A71NT	PUM-14	Top Sash Hinge (14 mm axis)	- 300
717A72NT	PUM-16	Top Sash Hinge (16 mm axis)	- 300

PREMIUM ÇİFT AÇILIM SİSTEMLERİ

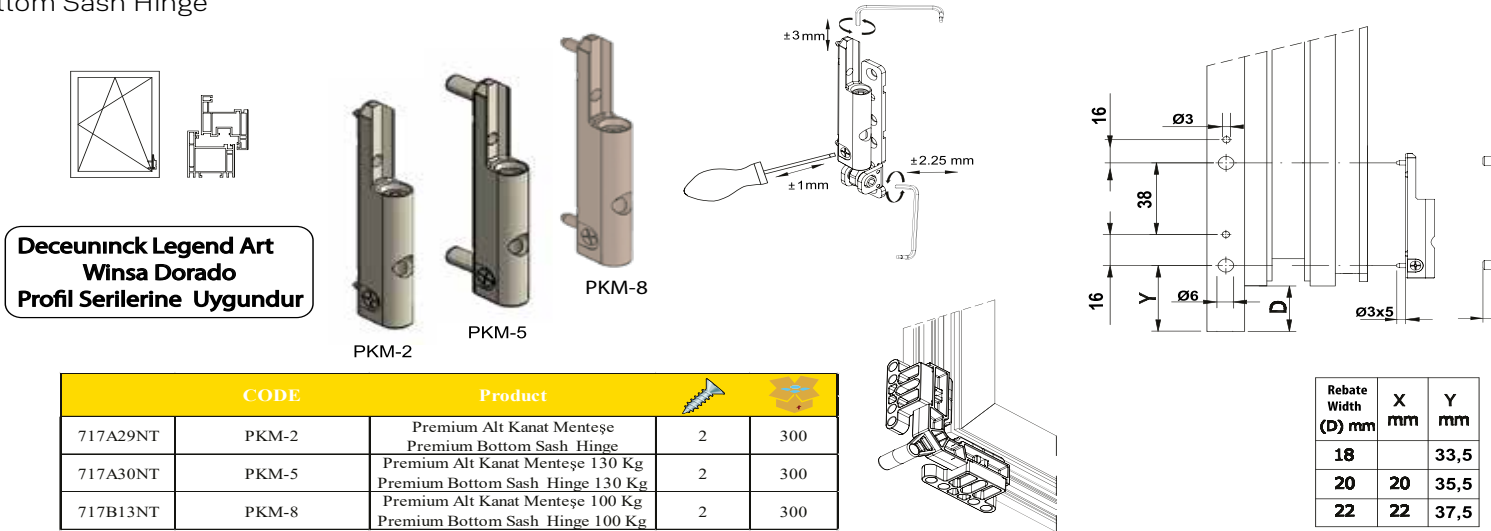
Premium Tilt & Turn Systems

Premium Alt Kasa Menteşe

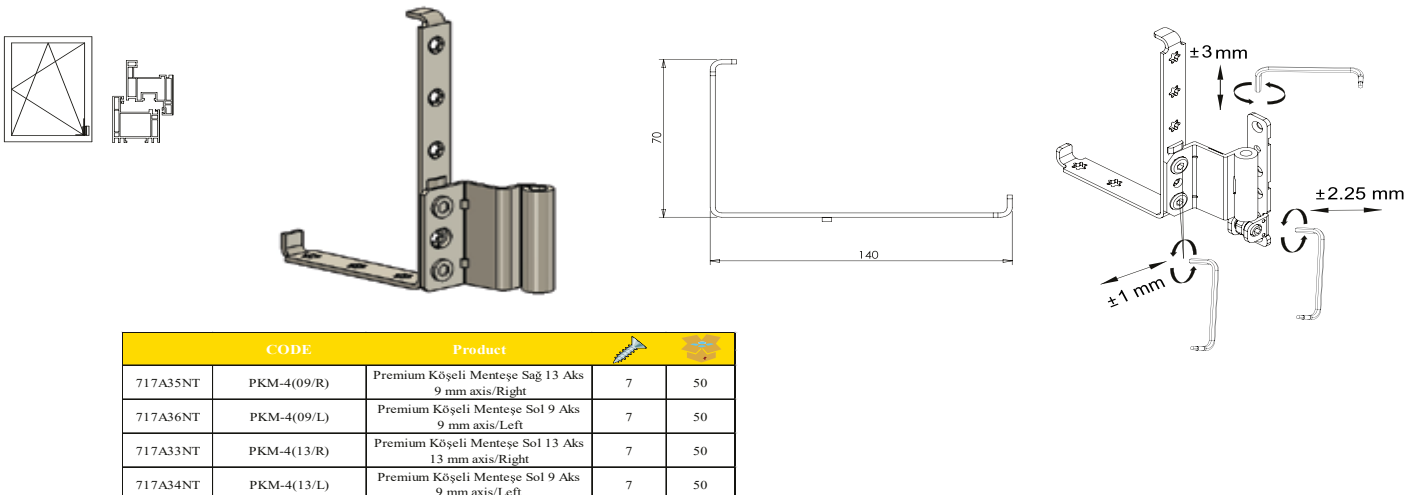
Bottom Frame Hinge



Bottom Sash Hinge



Rebate Corner Support Hinge (R/L-9/13-130 kg)

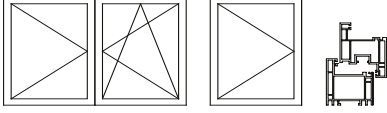


PREMIUM ÇİFT AÇILIM SİSTEMLERİ

Premium Tilt & Turn Systems

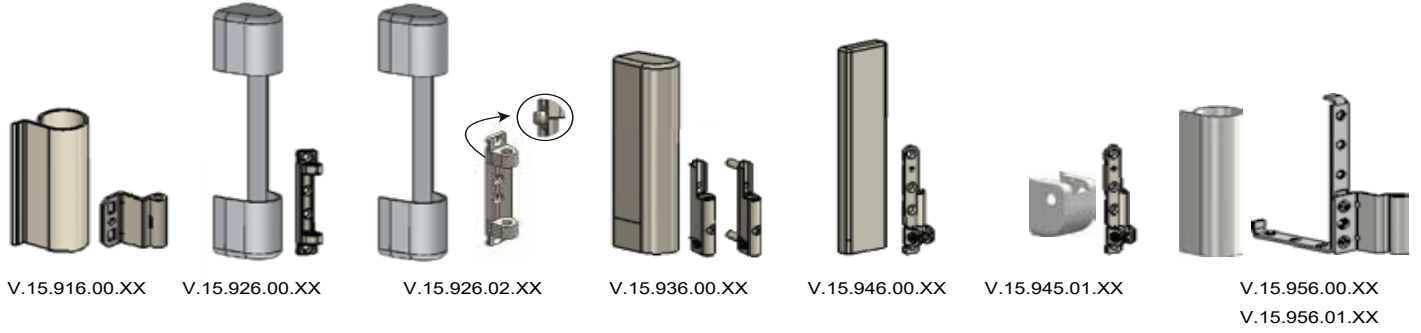
Premium Çift Açılım Mentеше Kapak Grubu

Cover Caps for Tilt&Turn Hinge Group

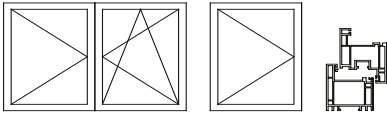


Used with		
V.15.916.00.XX	PUM	100
V.15.926.00.XX	PUM-F	100
V.15.926.02.XX	PUMF-2	100
V.15.936.00.XX	PKM-2	100
V.15.946.00.XX	PKM-1	100
V.15.946.01.XX	PKM-1	100
V.15.956.00.XX	PKM-4R	50
V.15.956.01.XX	PKM-4L	50

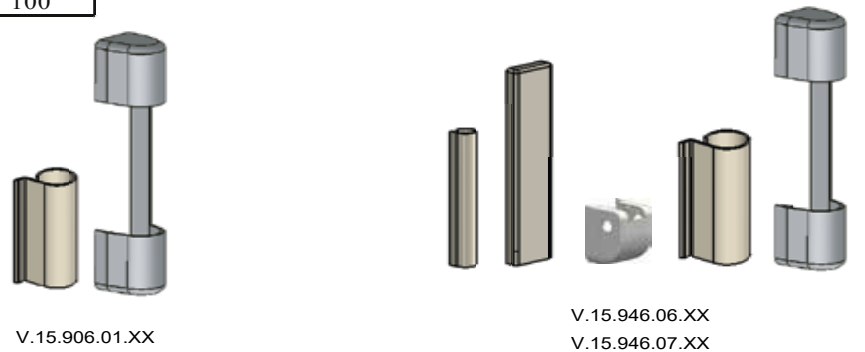
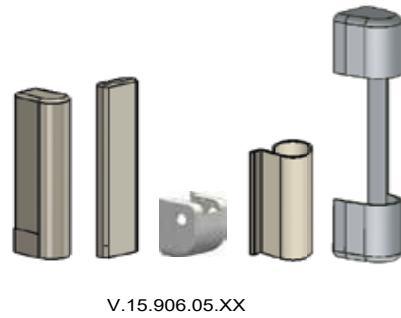
(XX)	COLOURS
03	White - RAL 9016
04	Dark Brown - RAL 8017
05	Light Brown - RAL 8003
06	Beige - RAL 9001
07	Grey - RAL 9006
08	Grey Brown - RAL 8019
09	Black Brown - RAL 8022
10	Silver
11	Gold
12	Bronze
13	Champagne
14	Titan



Cover Caps Set for Tilt&Turn Hinge Group



Product		
718A17XX	PKP(XX)	100
718A18XX	PKPM(XX)	100
718A19XX	PKPA(XX)R	100
718A19XX	PKPA(XX)L	100

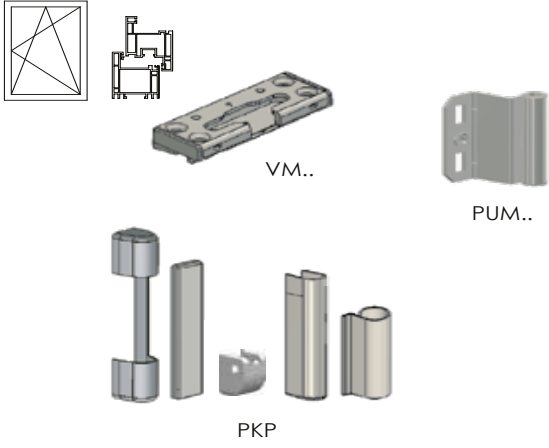


PREMIUM ÇİFT AÇILIM SİSTEMLERİ

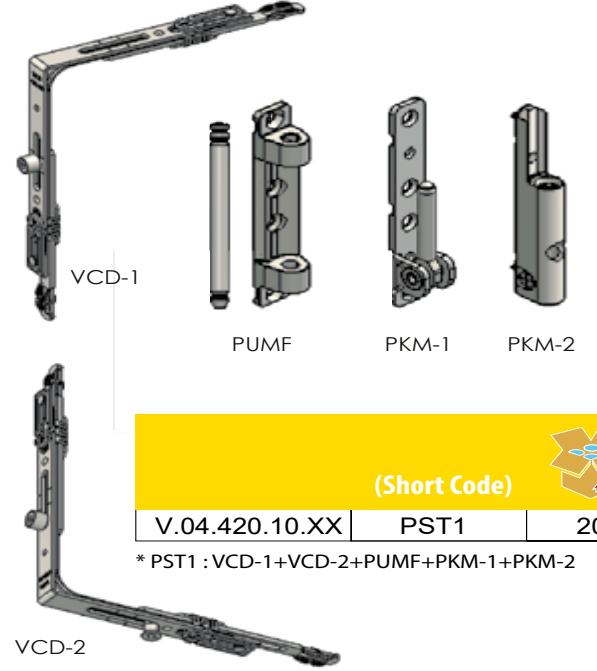
Premium Tilt & Turn Systems

Premium Çift Açılım Sistemleri Standart Yatay Set

Premium Tilt&Turn System Standard Set (Horizontal)



(Short Code)		
V.07.2035.XX	VM	240
V.07.911.XX	PUM	300
V.15.906.05.XX	PKP	100

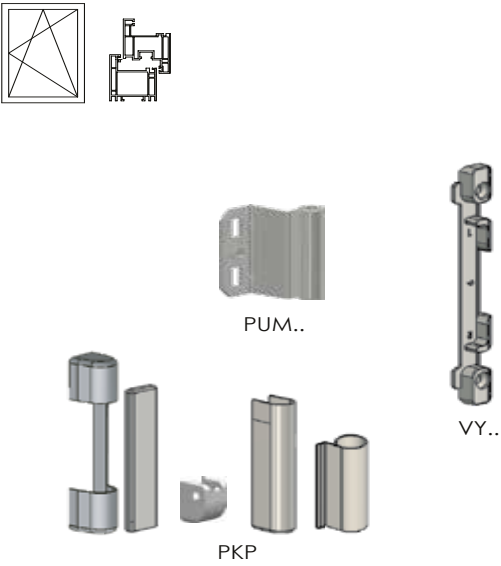


(Short Code)		
V.04.420.10.XX	PST1	20

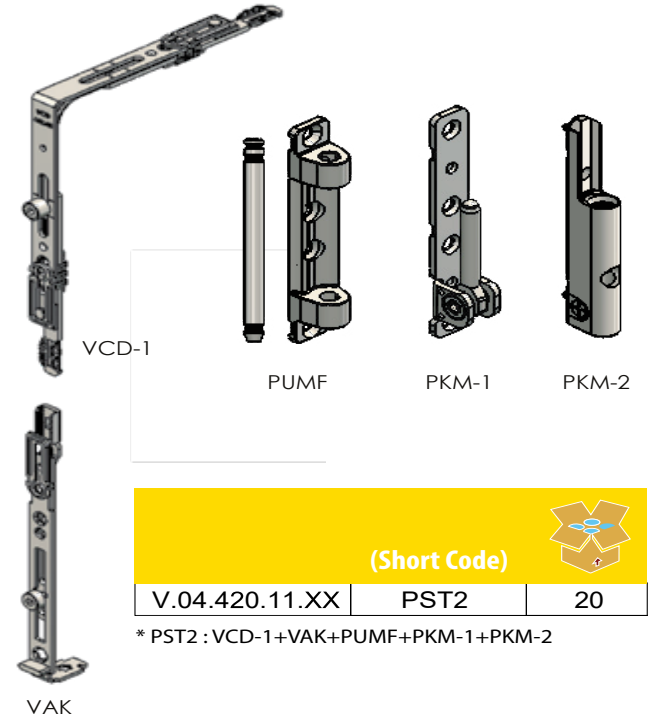
* PST1 : VCD-1+VCD-2+PUMF+PKM-1+PKM-2

Premium Çift Açılım Sistemleri Standart Dikey Set

Tilt&Turn System Standard Set (Vertical)



(Short Code)		
V.07.980.XX	VY	400
V.07.911.XX	PUM	300
V.15.906.05.XX	PKP	100



(Short Code)		
V.04.420.11.XX	PST2	20

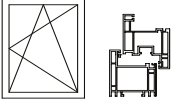
* PST2 : VCD-1+VAK+PUMF+PKM-1+PKM-2

PREMIUM ÇİFT AÇILIM SİSTEMLERİ

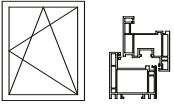

Premium Tilt & Turn Systems

Çift Açılım Mentеше Şablon


Drilling Jigs for Tilt&Turn System Hinges



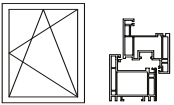
(Short Code)		
723A02NT	PDT	10



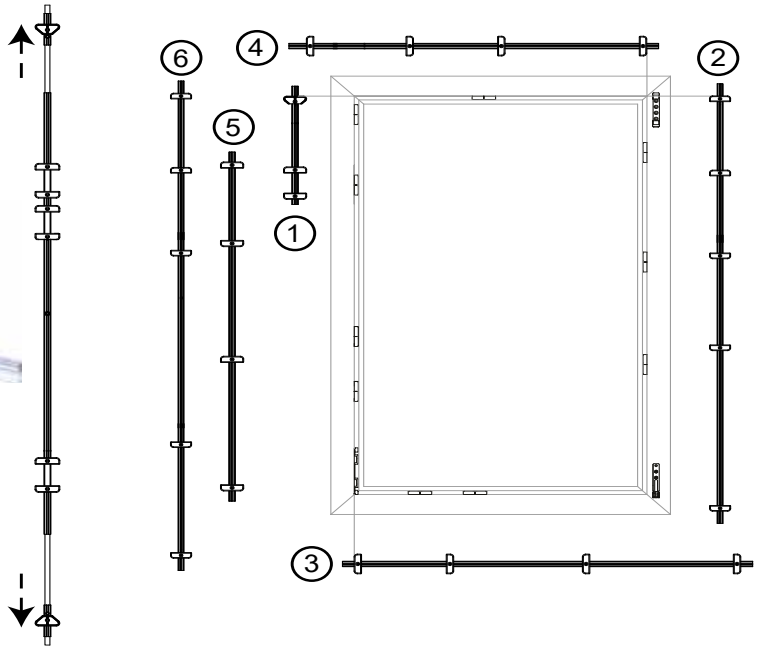
	CODE	
	VALY	10
418B25NT	MAP	10



Drilling Templates for Tilt&Turn Strikers



Used for используемый для		
V.T76030.01.00	VCD..	1
V.T76030.02.00	VOK-1 / VOK-1S / VOK-2	1
V.T76030.03.00	VOK-3 / VOK-4	1
V.T76030.04.00	PMK-3 / PMK-5	1
V.T76030.05.00	VGR-2 / VGR-S / VGR-3	1
V.T76030.06.00	VGR-4 / VGR-5	1
V.T76040.00.00	VCD../VOK../VMK../VGR..	1



ÇİFT AÇILIM SİSTEMLERİ


Double Sash Systems

Levye Kollu İspanyolet
Lever Arm Gear

Çift Kanat Menteşe
Double Sash Hinges

Fişek Sürgü
Shoot Bolts

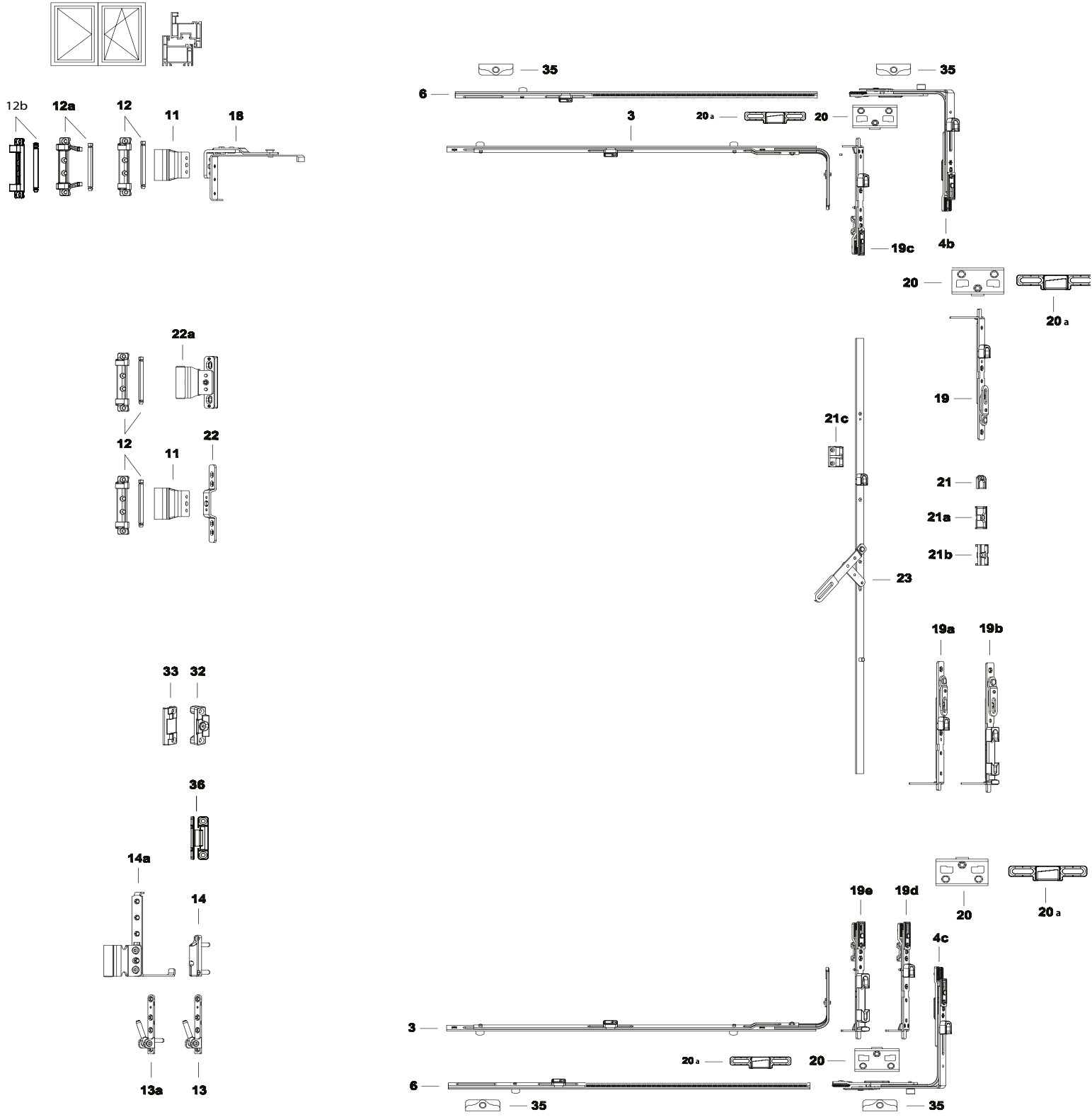
Çift Kanat Standart set
Double Sash Standard Sets



FRANSIZ KANAT (ÇİFT KANAT) SİSTEMLERİ

French Casement (Double Sash) System

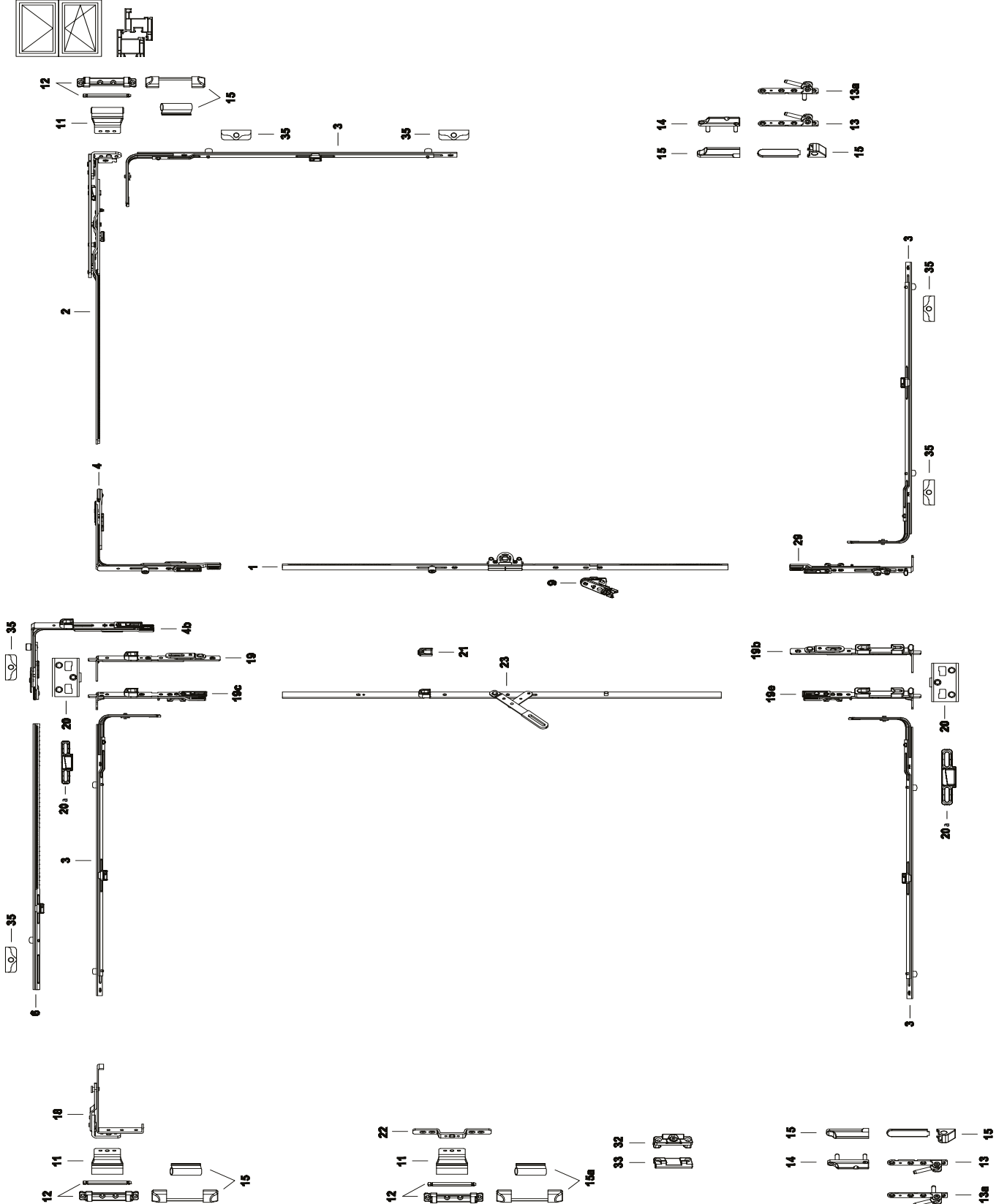
System Groups / V.H.H. French Compatible With & Horizontal T&T System



FRANSIZ KANAT (ÇİFT KANAT) SİSTEMLERİ

French Casement (Double Sash) System

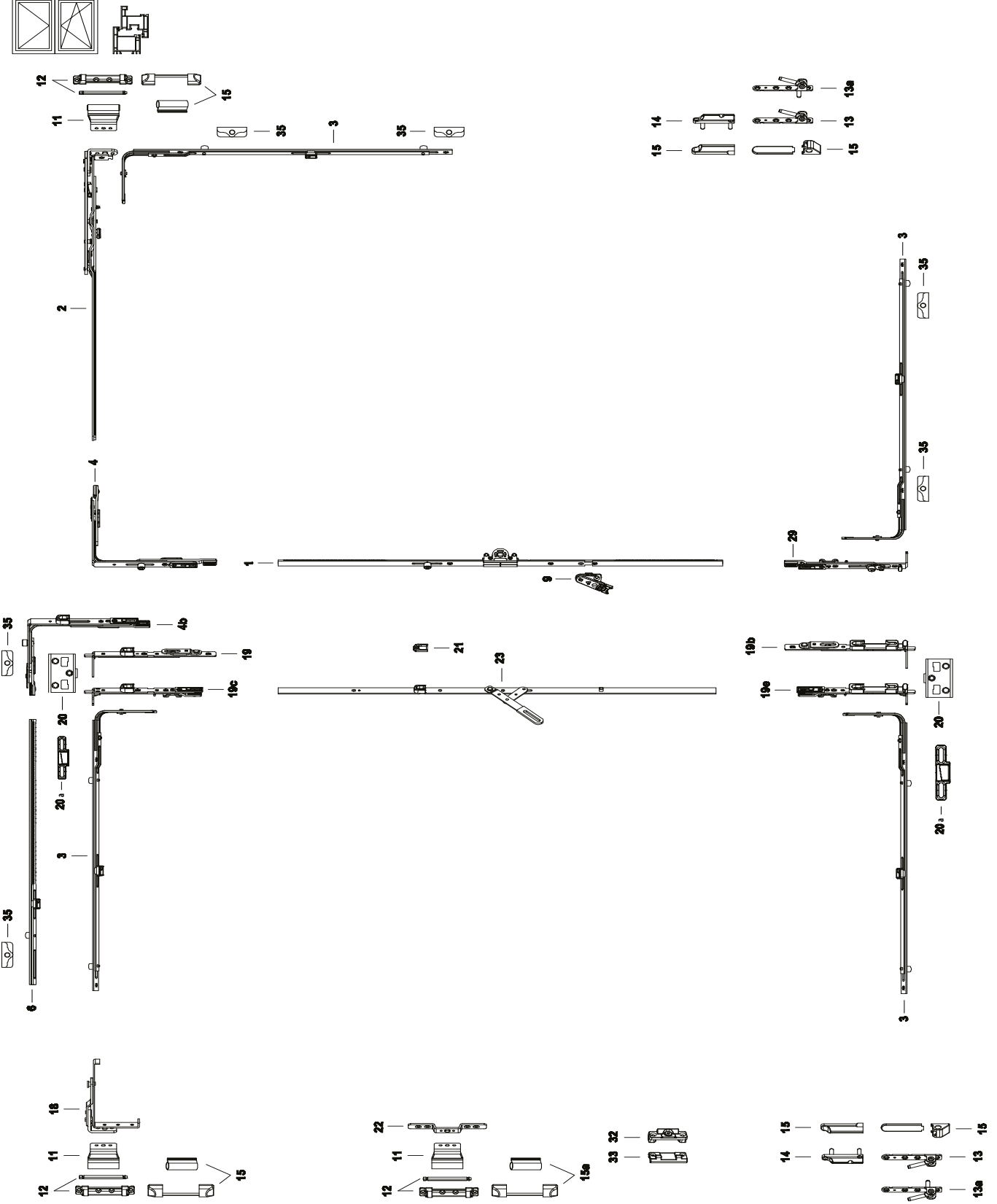
System Groups / V.H.H. French Casement System & Vertical T&T System



FRANSIZ KANAT (ÇİFT KANAT) SİSTEMLERİ

French Casement (Double Sash) System

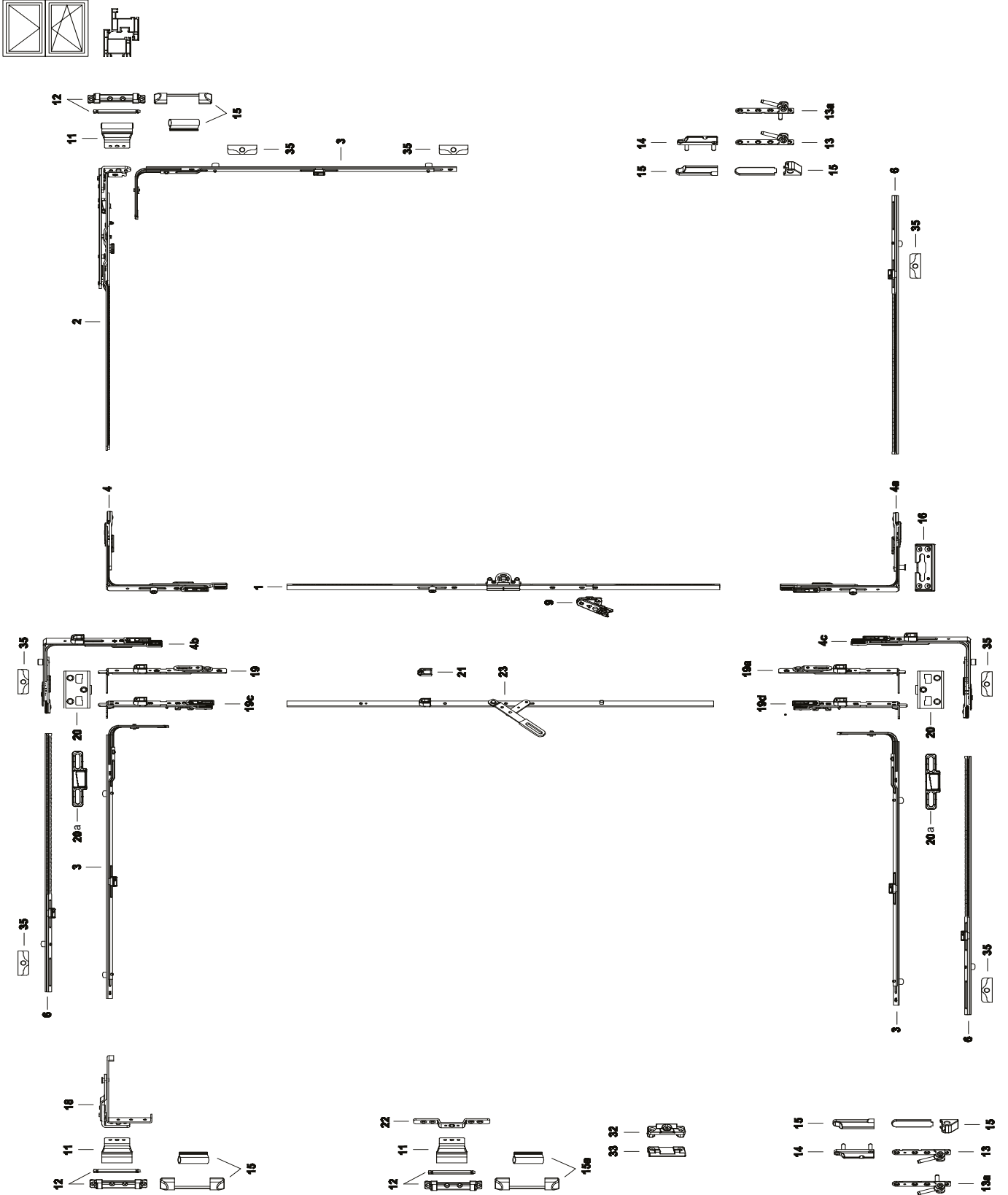
System Groups / V.H.H. French Casement System & Vertical T&T System



FRANSIZ KANAT (ÇİFT KANAT) SİSTEMLERİ

French Casement (Double Sash) System

System Groups / V.H.H. French Casement System & Horizontal T&T System

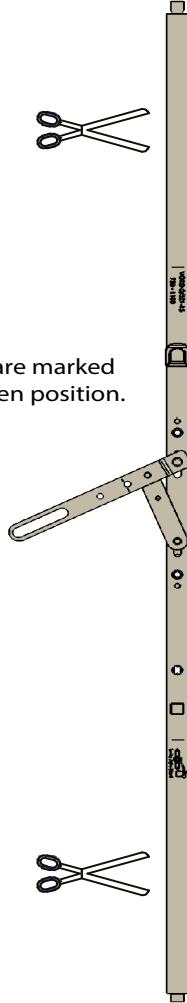
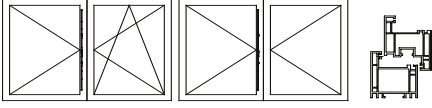


ÇİFT KANAT SİSTEMLERİ

Double Sash Systems




Levye Kollu İspanyolet

Lever Arm Gear (Variable Handle Height)



* Reference cutting points are marked when the lever arm is in open position.



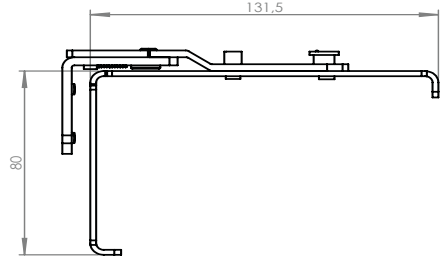
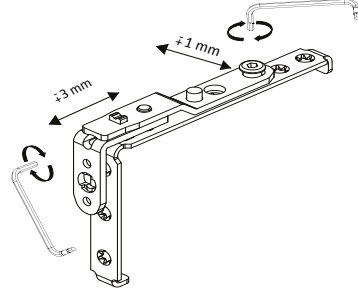
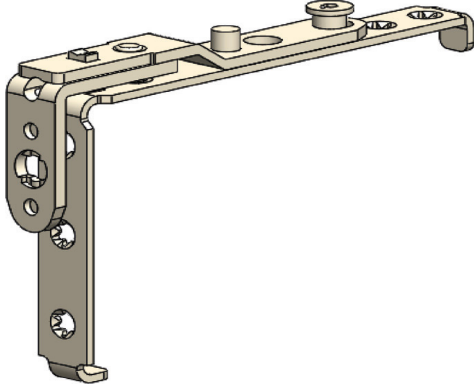
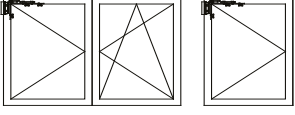
(Standart Pin)	CODE	KA Usage Length	A			
714A01NT	VGRD-1	550-730	420	2	0	10
714A02NT	VGRD-2	730-1180	870	2	1	10
714A03NT	VGRD-S	950-1400	1090	3	1	10
714A04NT	VGRD-3	1180-1630	1320	4	1	10
714A05NT	VGRD-4	1630-2080	1770	6	2	10
714A06NT	VGRD-5	1900-2350	2040	7	2	10

ÇİFT KANAT SİSTEMLERİ

Double Sash Systems

Ayarlı Kanat Mentеше

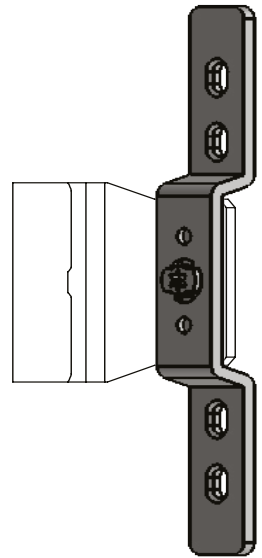
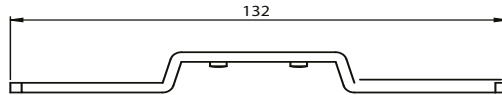
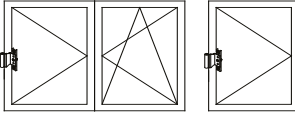
Adjustable Sash Hinge



(Short Code)			
(Standart Pin)			
717A14NT	VAM	7	100

Orta Baskı Mentеше Laması

Middle Hinge Rod



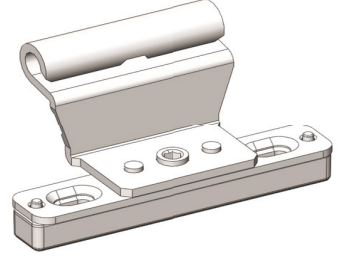
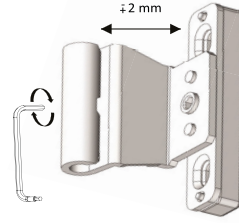
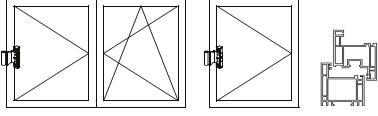
(Short Code)			
(Standart Pin)			
717A20NT	VOBML	4	300



ÇİFT KANAT SİSTEMLERİ

Double Sash Systems

Ayarlı Orta Baskı Menteşe

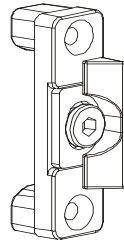
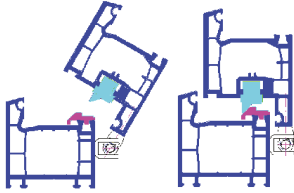
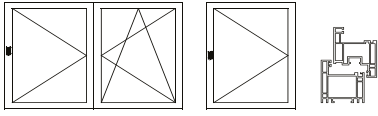
Adjustable Middle Hinge



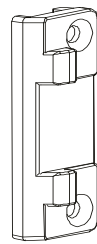
(Standart Pin)	(Short Code)	Axis		
717A54NT	VAMB-9	9	2	100
717A16NT	VAMB-13	13	2	100

Gizli Baskı Menteşe

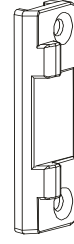
Rebate Center Hinge



VGM





VGMK-13



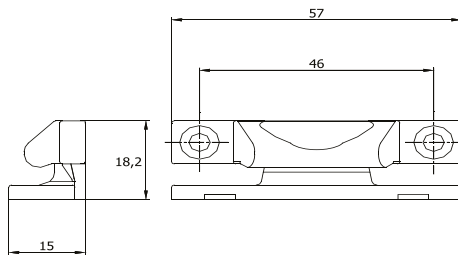
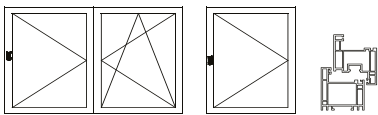
VGMK-9



	(Short Code)	Product		
717A19NT	VGM	Gizli Baskı Menteşe Center Lock	2	600
726A01NT	VGMK-9	Gizli Menteşe Karşılık 9 mm aks Center Lock Striker 9 mm axis	2	1000
726A02NT	VGMK-13	Gizli Menteşe Karşılık 13 mm aks Center Lock Striker 13 mm axis	2	800

Ekonomik Orta Baskı Menteşe

Center Hinge



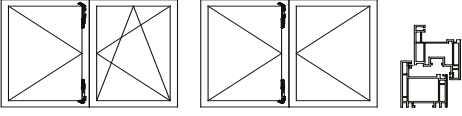
	(Short Code)		
717A22XX	VBM-1	4	100

ÇİFT KANAT SİSTEMLERİ

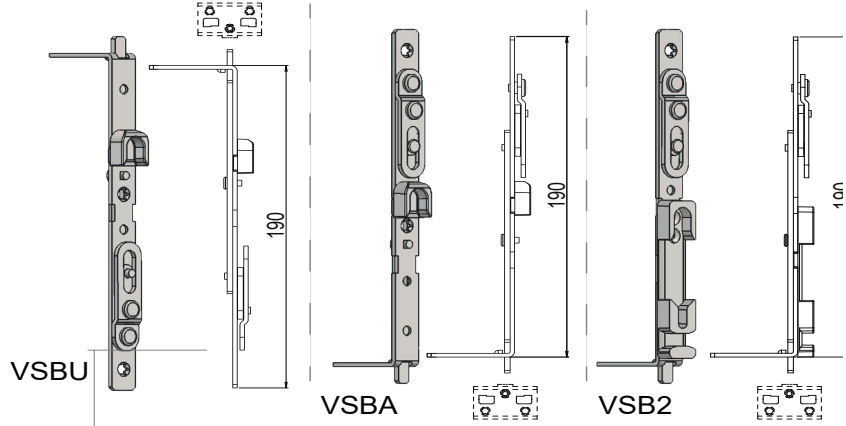
Double Sash Systems

Fişek Sürgü

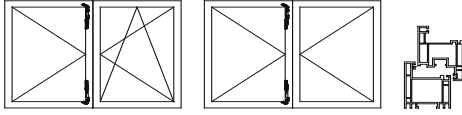
Shoot Bolts



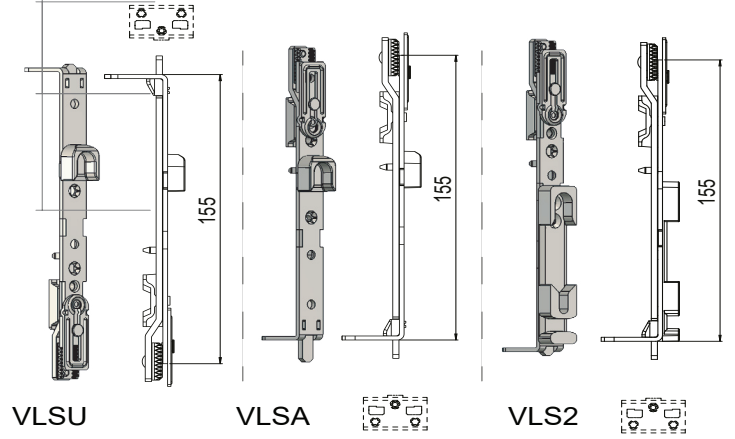
	(Short Code)	Product			
718A05NT	VSBU	Fişek sürgü Üst Shoot Bolt Top	3	1	100
718A04NT	VSBA	Fişek sürgü Alt Shoot Bolt Bottom	3	1	100
718A06NT	VS2	Fişek sürgü Üst Devirme Karşılıklı Alt Shoot Bolt Integrated with Tilt Striker	3	1	100



Gear Shoot Bolts

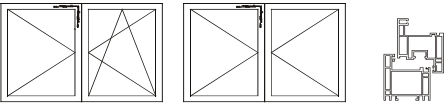


	(Short Code)	Product			
18A08NT	VLSU	Levy Kollu İspanyolet Sürgüsü Üst Gear Shoot Bolt Top	4	1	100
18A07NT	VLSA	Levy Kollu İspanyolet Sürgüsü Alt Gear Shoot Bolt Bottom	4	1	100
18A09NT	VLS2	Levy Kollu İsp.Sürgüsü Devirme Karşılıklı Gear Shoot Bolt Integrated with Tilt Striker	4	1	100

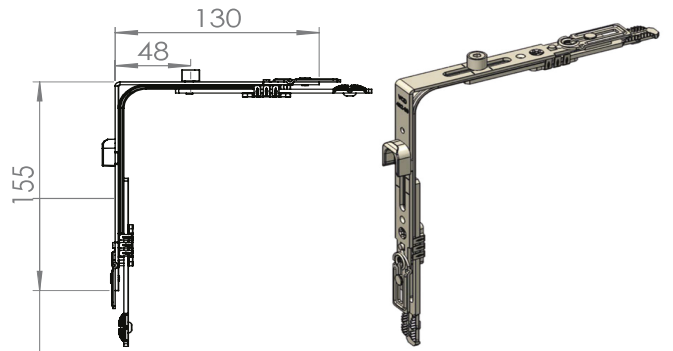


Köşe Hareket Elemanı

Corner Drive

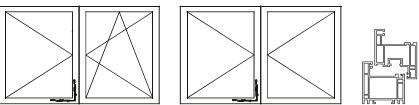


(Standart Pin)	(Security Pin)	CODE	KA Usage Length					
		713A03NT	VCD-3	155 X 130 SK1	4	1	-	50

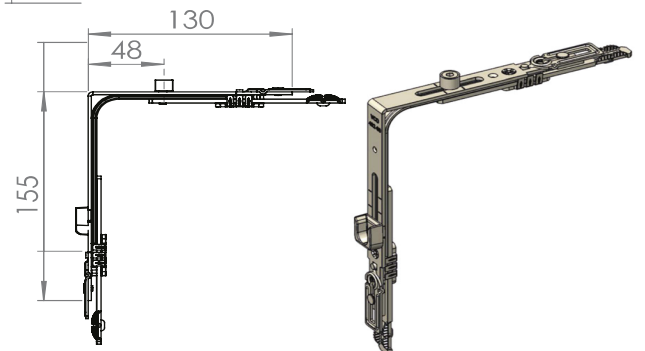


Köşe Hareket Elemanı

Corner Drive



(Standart Pin)	(Security Pin)	CODE	KA Usage Length					
		713A04NT	VCD-4	155 X 130 SK1	4	1	-	50

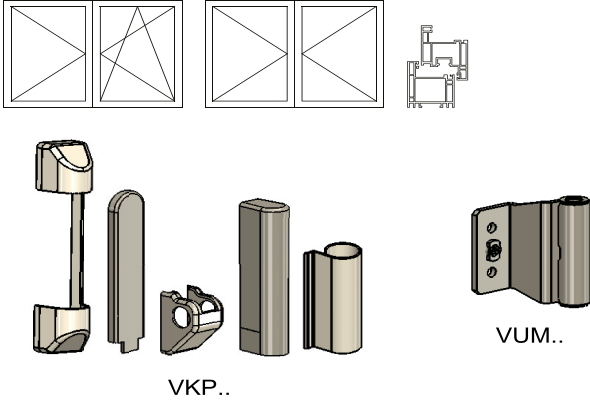


ÇİFT KANAT SİSTEMLERİ

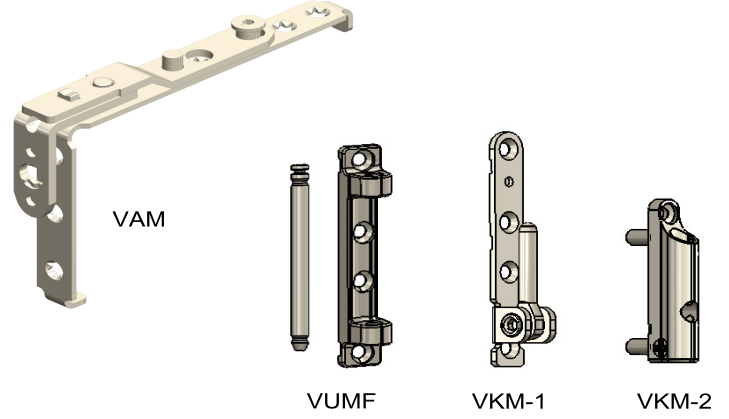
Double Sash Systems

Standart Mentşe Grup Seti Şeması

Sylletrical Hinge Group Standard Set



(Short Code)		
V.15.905.05.XX	VKP	100
V.07.910.XX	VUM	300

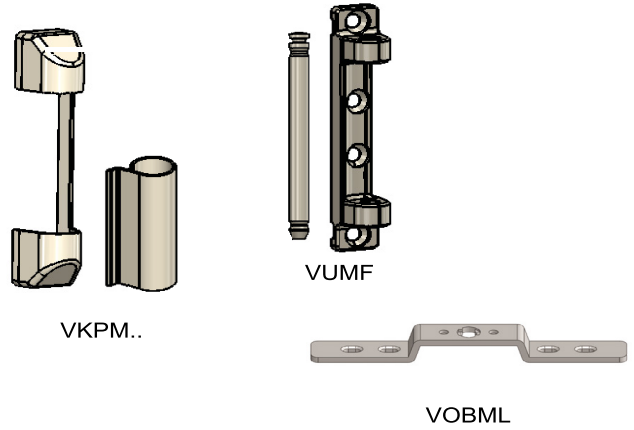


(Short Code)		
717A23NT	VSG	40

*VSG=VAM+VUMF+VKM-1+VKM-2

Orta Baskı Mentşe

Middle Hinge Group Standard Set

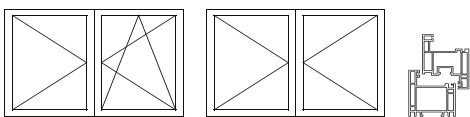


(Short Code)		
717A21B1	VOBM	100

*VOBM=VOBML+VKPM+VUMF

Ayarlı Orta Baskı Mentşe

Adjustable Middle Hinge Group



(Short Code)		
717A17XX	VABMG-9	50
717A18XX	VABMG-13	50


*VABMG=VUMF+VABM+VKPM

PREMIUM ÇİFT KANAT SİSTEMLERİ

Premium Double Sash Systems

Çift Kanat Mentefe
Double Sash Hinges

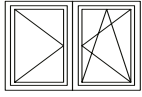
Çift Kanat Standart set
Double Sash Standard Set



PREMIUM FRANSIZ (ÇİFT KAN AT) SİSTEMLERİ

Premium French Casement (Double Sash) Systems

System Groups / V.H.H. French Casement System / Compatible with Vertical & Horizontal T&T Systems



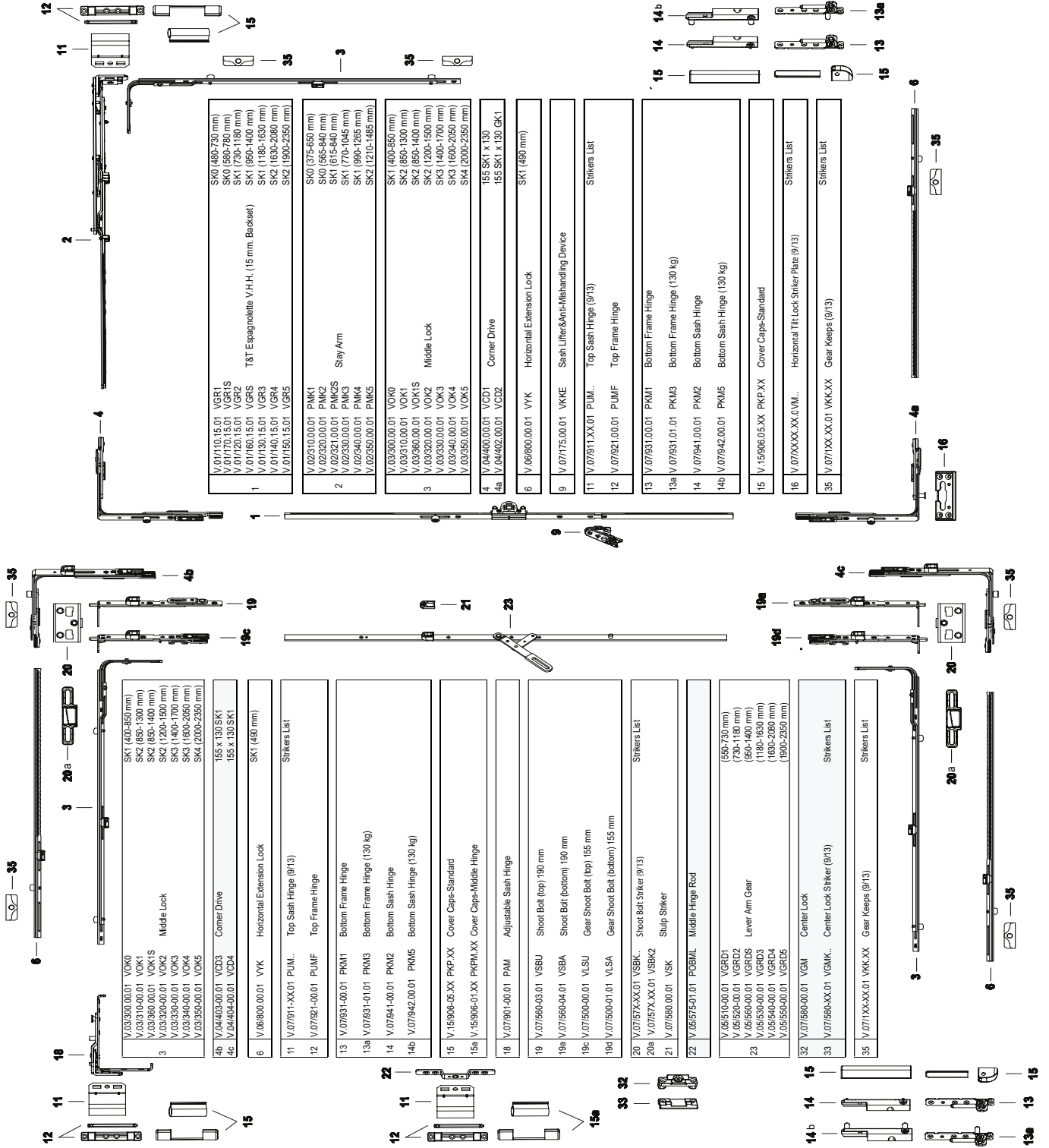
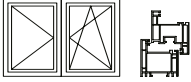
V.03/300.00.01	VOK0	SK1 (400-850 mm)
V.03/310.00.01	VOK1	SK2 (850-1300 mm)
V.03/360.00.01	VOK1S	SK2 (850-1400 mm)
V.03/320.00.01	VOK2	SK2 (1200-1500 mm)
V.03/330.00.01	VOK3	SK3 (1400-1700 mm)
V.03/340.00.01	VOK4	SK3 (1600-2050 mm)
V.03/350.00.01	VOK5	SK4 (2000-2350 mm)

Code	Model	Description	Dimensions	
4b	V.04/403.00.01	VCD3	Corner Drive	155 x 130 SK1
4c	V.04/404.00.01	VCD4	Corner Drive	155 x 130 SK1
6	V.06/800.00.01	VYK	Horizontal Extension Lock	SK1 (490 mm)
11	V.07/911.XX.01	PUM..	Top Sash Hinge (9/13)	Strikers List
12	V.07/921.00.01	PUMF	Top Frame Hinge	
12a	V.07/921.02.01	PUMF2	Top Frame Hinge (130kg)	
13	V.07/931.00.01	PKM1	Bottom Frame Hinge	
13a	V.07/931.01.01	PKM3	Bottom Frame Hinge (130 kg)	
14	V.07/941.00.01	PKM2	Bottom Sash Hinge	
14a	V.07/9XX.XX.01	PKM4.XX	Rebate Corner Support Hinge (R/L - 9/13) - (130 kg)	
14b	V.07/942.00.01	PKM5	Bottom Sash Hinge (130 kg)	
15	V.15/906.05.XX	PKP.XX	Cover Caps-Standard	
15a	V.15/906.01.XX	PKPM.XX	Cover Caps-Middle Hinge	
18	V.07/901.00.01	PAM	Adjustable Sash Hinge	
19	V.07/560.03.01	VSBU	Shoot Bolt (top) 190 mm	
19a	V.07/560.04.01	VSBA	Shoot Bolt (bottom) 190 mm	
19b	V.07/560.02.01	VSB2	Shoot Bolt Integrated With Tilt Lock Striker (bottom) 190 mm	
19c	V.07/500.00.01	VLSU	Gear Shoot Bolt (top) 155 mm	
19d	V.07/500.01.01	VLSA	Gear Shoot Bolt (bottom) 155 mm	
19e	V.07/500.02.01	VLS2	Gear Shoot Bolt Integrated With Tilt Lock Striker (bottom) 155 mm	
20	V.07/5720.XX.01	VSBK..	Shoot Bolt Striker (9/13)	Strikers List
20a	V.07/5700.XX.01	VSBK2	Shoot Bolt Striker (9/13)	
21	V.07/580.00.01	VSK	Stulp Striker	
21a	V.07/580.01.01	VSK2	Stulp Striker with Euro-groove Support	
21b	V.07/580.02.01	VSK3	Stulp Striker Symmetrical	
21c	V.07/580.03.01	VSK4	Stulp Striker (Assembled on Lever Arm Gear)	
22	V.05/575.00.01	POBML	Middle Hinge Rod	
22a	V.05/580.XX.01	PABM..	Adjustable Middle Hinge (9/13)	
23	V.05/510.00.01	VGRD1	Lever Arm Gear	(550-730 mm)
	V.05/520.00.01	VGRD2	Lever Arm Gear	(730-1180 mm)
	V.05/560.00.01	VGRDS	Lever Arm Gear	(950-1400 mm)
	V.05/530.00.01	VGRD3	Lever Arm Gear	(1180-1630 mm)
	V.05/540.00.01	VGRD4	Lever Arm Gear	(1630-2080 mm)
	V.05/550.00.01	VGRD5	Lever Arm Gear	(1900-2350 mm)
32	V.07/580.00.01	VGM	Center Lock	
33	V.07/580.XX.01	VGMK..	Center Lock Striker (9/13)	Strikers List
35	V.07/1XX.XX.01	VKK.XX	Gear Keeps (9/13)	Strikers List
36	V.186.310.01	VBM-1	Center Hinge	Strikers List

PREMIUM FRANSIZ (ÇİFT KAN AT) SİSTEMLERİ

Premium French Casement (Double Sash) Systems

System Groups / V.H.H. French Casement System & Horizontal T&T System

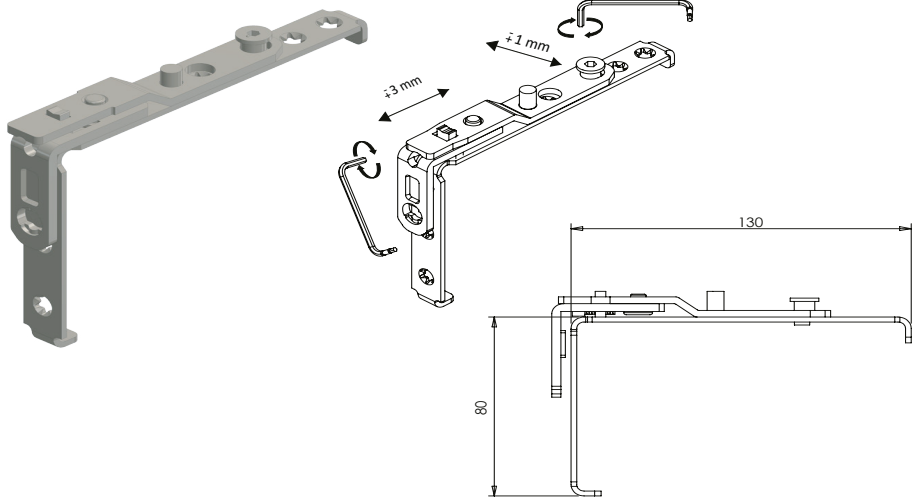
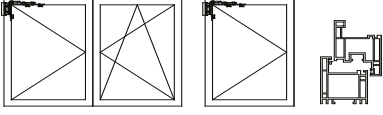


PREMIUM ÇİFT KANAT SİSTEMLERİ

Premium Double Sash Systems

Premium Ayarlı Kanat Mentеше


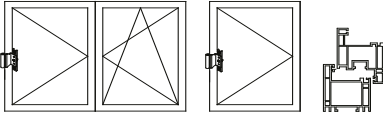
Adjustable Sash Hinge



(Short Code)			
717A40NT	PAM	7	100

Premium Orta Baskı Mentеше Laması

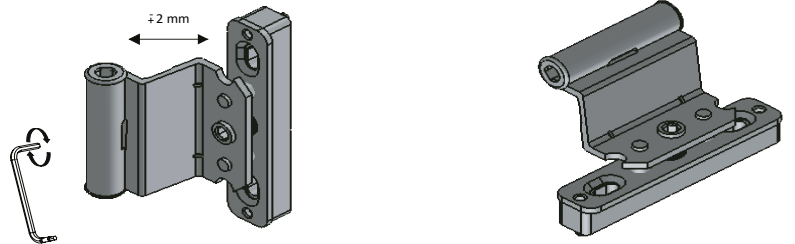
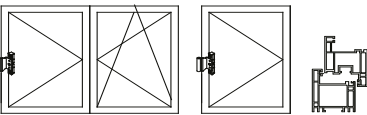
Middle Hinge Rod



(Short Code)			
717A43NT	POBML	4	300

Premium Ayarlı Orta Baskı Mentеше

Premium Adjustable Middle Hinge



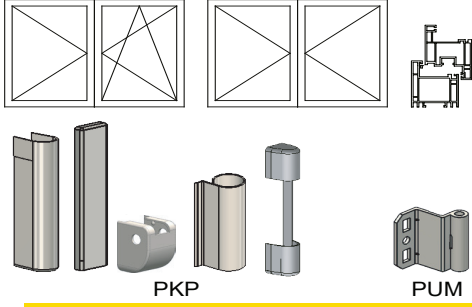
(Short Code)		Axis		
717A41NT	PABM-9	9	2	100
717A42NT	PABM-13	13	2	100

PREMIUM ÇİFT KANAT SİSTEMLERİ


Premium Double Sash Systems

Standart Menteşe Grup Seti Şeması

Symmetrical Hinge Group Standard Set



(Short Code)		
V.15.9060.05.XX	PKP	100
V.07.911.XX	PUM	300

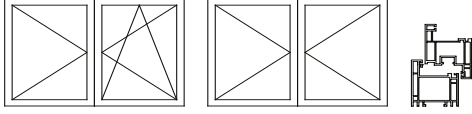


(Short Code)		
V.07.990.10.XX	PSG-1	40

* PSG-1 : PAM+PUMF+PKM-1+PKM-2

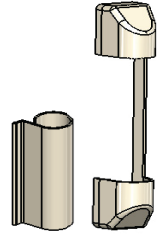
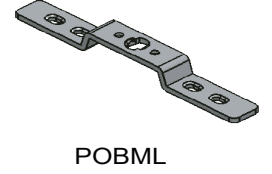
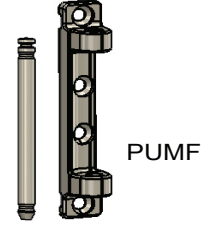
Premium Orta Baskı Menteşe

Premium Middle Hinge Group Standard Set



(Short Code)			
717A43NT	POBML	4	300

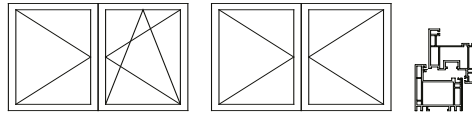
* POBM=POBML+PUMF+PKPM



PKPM..

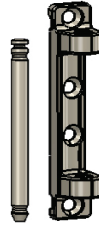
Premium Ayarlı Orta Baskı Menteşe

Premium Adjustable Middle Hinge Group

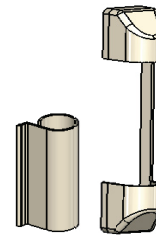


(Short Code)		
717B10B1	PABMG-9	50
717A75NT	PABMG-13	50

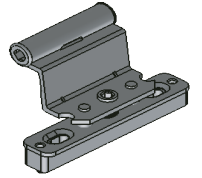
* PABMG=PUMF+PKPM+PABM



PUMF



PKPM..



PABM

TEK AÇILIM İSPANYOLET SİSTEMLERİ

Side Hung Turn Only Systems

Tek Açılım İspanyolet 15 Eksen
Turn Only Espagnolette 15 mm Backset

Tek Açılım İspanyolet 7.5 Eksen
Turn Only Espagnolette 15 mm Backset

Tek Açılım İspanyolet 22 Eksen
Turn Only Espagnolette 22 mm Backset

Tek Açılım İspanyolet Sürme 15 Eksen
Sliding Espagnolette 15 mm Backset


Tek Açılım İspanyolet Sürme 25 Eksen
Sliding Espagnolette 25 mm Backset

Tek Açılım İspanyolet 40 Eksen
Turn Only Espagnolette 40 mm Backset

TEK AÇILIM İSPANYOLET SİSTEMLERİ

Side Hung Turn Only Systems

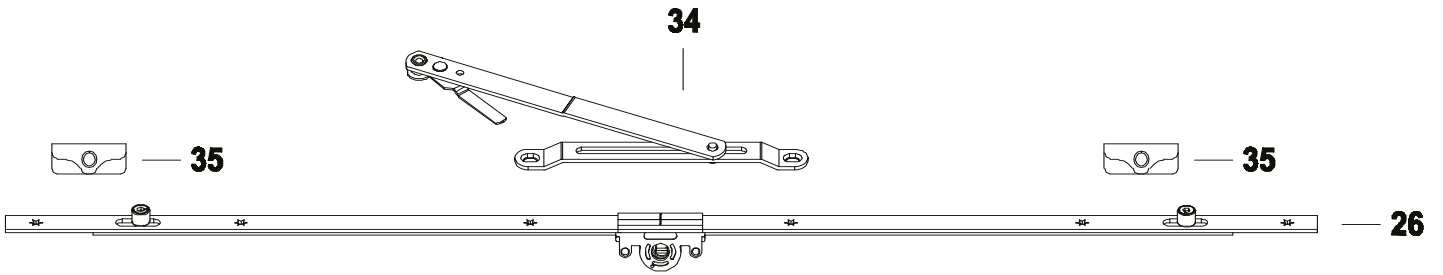
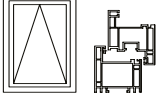
System Groups / Side Hung Turn Only Systems / Symmetrical Hinge Group



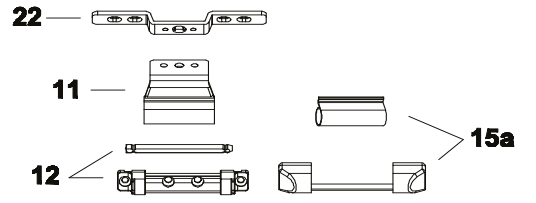
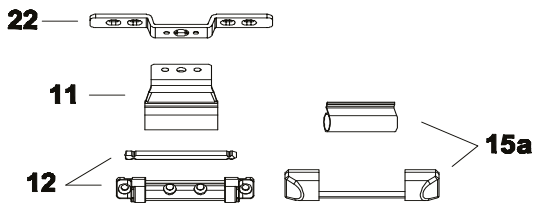
TEK AÇILIM İSPANYOLET SİSTEMLERİ

Side Hung Turn Only Systems

System Groups / Side Hung Tilt Only Systems / Symmetrical Hinge Group



NO	ÜRÜN KODU		SAYFA
11	VUM..	ÜST KANAT MENTEŞE	
12	VUMF		
15a	VKPM	KAPAK TAKIMI	
22	VOBML	ORTA BASKI MENTEŞE LAMASI	
26	VTA	TEK AÇILIM ZAMAK GÖBEK	
34	VVM	VASİSTAS MAKAS	
35	VKK	İSPANYOLET ZAMAK KARŞIK	

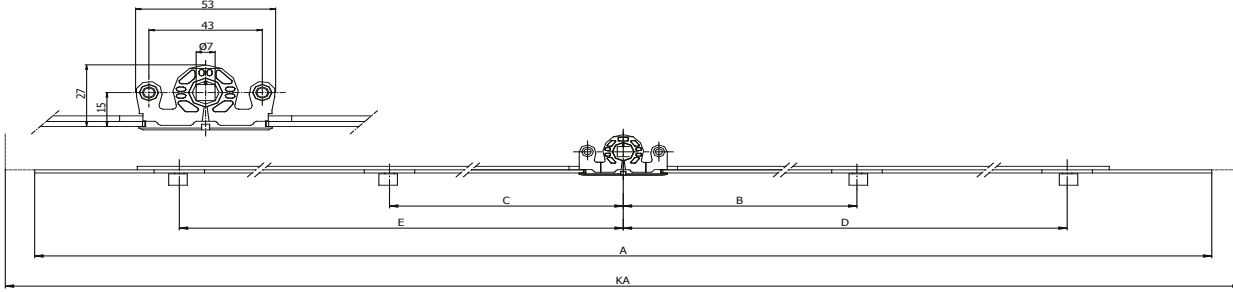


UYGULAMA ALANI	
KANAT GENİŞLİĞİ	MAKS.1200 MM
KANAT YÜKSEKLİĞİ	MAKS.1000 MM
VASİSTAS	MAKS.50 Kİ

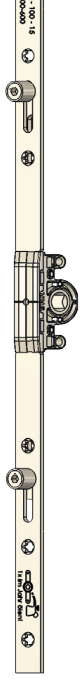
TEK AÇILIM İSPANYOLET SİSTEMLERİ

Side Hung Turn Only Systems

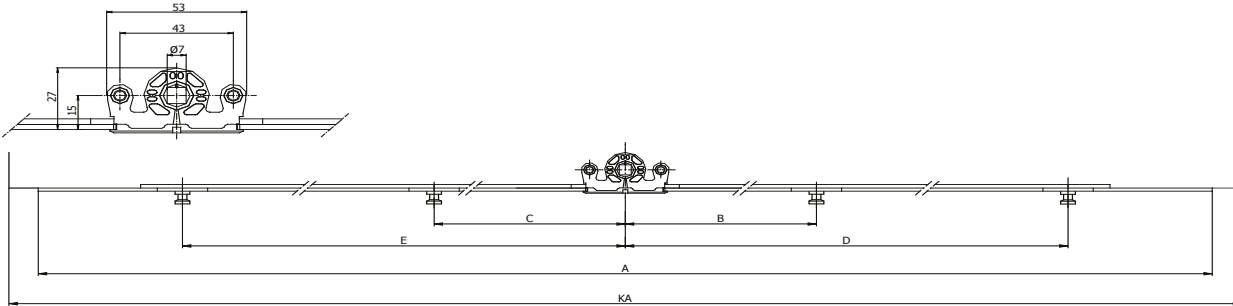
Tek Açılım İspanyolet Sistemleri 15 mm Eksen (Zamak Göbek - Standart Kilitleme Pimli)
Turn Only Espagnolette 15 mm Backset (Zamak Gearbox - Standard Locking Pin)




CODE	KA	Usage Length	A	B	C	D	E			
715A01NT	VTA-0	280	280	96	114	-	-	4	2	60
715A02NT	VTA-1	300-600	400	96	114	-	-	6	2	20
715A03NT	VTA-2	500-800	600	165.5	183.5	-	-	6	2	20
715A04NT	VTA-3	700-1000	800	265.5	283.5	-	-	8	2	20
715A05NT	VTA-4	900-1200	1000	365.5	144	-	383.5	10	3	20
715A06NT	VTA-5	1100-1400	1200	465.5	144	-	483.5	10	3	20
715A07NT	VTA-6	1300-1600	1400	565.5	144	-	583.5	12	3	20
715A08NT	VTA-7	1500-1800	1600	665.5	144	-	683.5	13	3	20
715A09NT	VTA-8	1700-2000	1800	249.5	268.5	765.5	783.5	14	4	20
715A10NT	VTA-9	1900-2200	2000	282.5	300.5	865.5	883.5	16	4	20
715A11NT	VTA-10	2100-2400	2200	282.5	300.5	965.5	983.5	16	4	20



Tek Açılım İspanyolet Sistemleri 15 mm Eksen (Zamak Göbek - Yüksek Güvenlik Pimli)
Turn Only Espagnolette 15 mm Backset (Zamak Gearbox - Security Locking Pin)



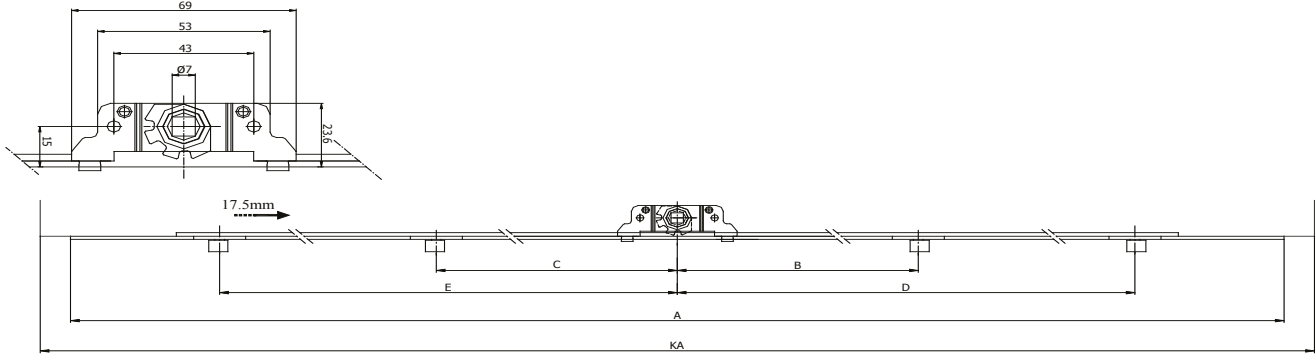
CODE	KA	Usage Length	A	B	C	D	E			
715A01NT	VSTA-0	280	280	96	114	-	-	4	2	60
715A02NT	VSTA-1	300-600	400	96	114	-	-	6	2	20
715A03NT	VSTA-2	500-800	600	165.5	183.5	-	-	6	2	20
715A04NT	VSTA-3	700-1000	800	265.5	283.5	-	-	8	2	20
715A05NT	VSTA-4	900-1200	1000	365.5	144	-	383.5	10	3	20
715A06NT	VSTA-5	1100-1400	1200	465.5	144	-	483.5	10	3	20
715A07NT	VSTA-6	1300-1600	1400	565.5	144	-	583.5	12	3	20
715A08NT	VSTA-7	1500-1800	1600	665.5	144	-	683.5	13	3	20
715A09NT	VSTA-8	1700-2000	1800	249.5	268.5	765.5	783.5	14	4	20
715A10NT	VSTA-9	1900-2200	2000	282.5	300.5	865.5	883.5	16	4	20
715A11NT	VSTA-10	2100-2400	2200	282.5	300.5	965.5	983.5	16	4	20






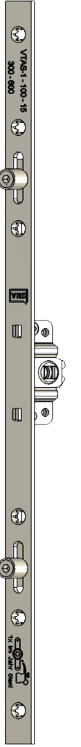
TEK AÇILIM İSPANYOLET SİSTEMLERİ

Side Hung Turn Only Systems

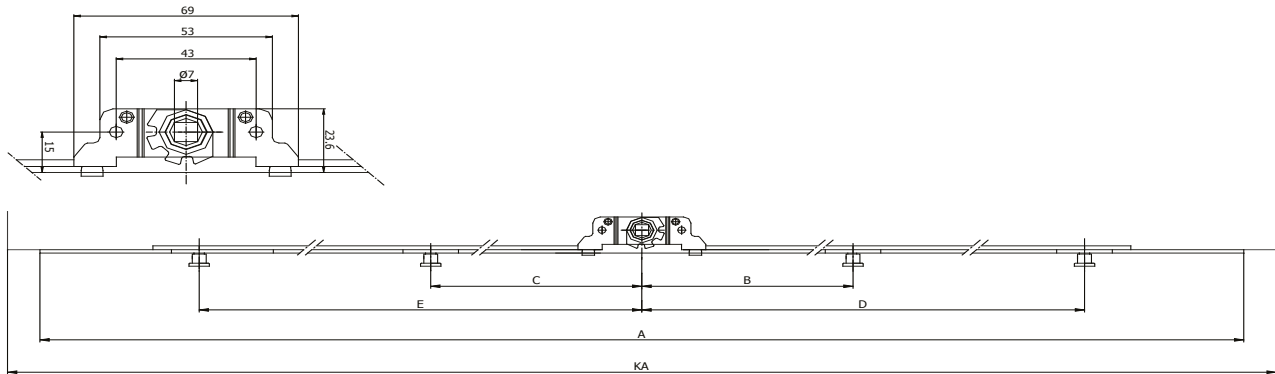
Tek Açılım İspanyolet Sistemleri 15 mm Eksen (Sac Göbek - Standart Kilitleme Pimli)
Turn Only Espagnolette 15 mm Backset (Steel Gearbox - Standard Locking Pin)






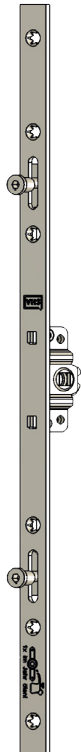
CODE	KA	Usage Length	A	B	C	D	E			
715A12NT	VTAS-0	280	280	96	114	-	-	4	2	60
715A13NT	VTAS-1	300-600	400	96	114	-	-	6	2	20
715A14NT	VTAS-2	500-800	600	165.5	183.5	-	-	6	2	20
715A15NT	VTAS-3	700-1000	800	265.5	283.5	-	-	8	2	20
715A16NT	VTAS-4	900-1200	1000	365.5	144	-	383.5	10	3	20
715A17NT	VTAS-5	1100-1400	1200	465.5	144	-	483.5	10	3	20
715A18NT	VTAS-6	1300-1600	1400	565.5	144	-	583.5	12	3	20
715A19NT	VTAS-7	1500-1800	1600	665.5	144	-	683.5	13	3	20
715A20NT	VTAS-8	1700-2000	1800	249.5	268.5	765.5	783.5	14	4	20
715A21NT	VTAS-9	1900-2200	2000	282.5	300.5	865.5	883.5	16	4	20
715A22NT	VTAS-10	2100-2400	2200	282.5	300.5	965.5	983.5	16	4	20



Tek Açılım İspanyolet Sistemleri 15 mm Eksen (Sac Göbek - Yüksek Güvenlik Pimli)
Turn Only Espagnolette 15 mm Backset (Steel Gearbox - Security Locking Pin)



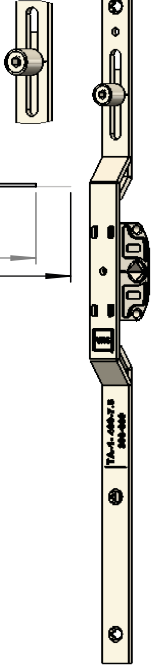
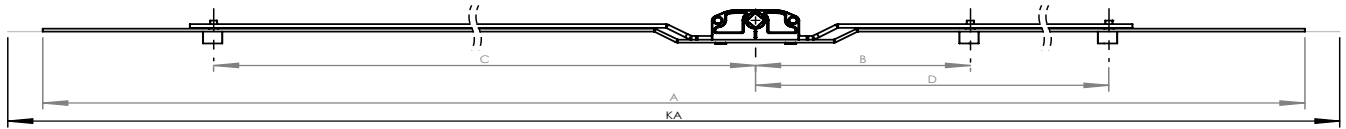
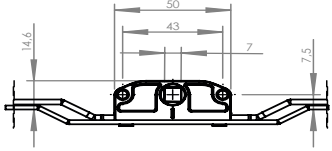
CODE	KA	Usage Length	A	B	C	D	E			
715A12NT	VSTAS-0	280	280	96	114	-	-	4	2	60
715A13NT	VSTAS-1	300-600	400	96	114	-	-	6	2	20
715A14NT	VSTAS-2	500-800	600	165.5	183.5	-	-	6	2	20
715A15NT	VSTAS-3	700-1000	800	265.5	283.5	-	-	8	2	20
715A16NT	VSTAS-4	900-1200	1000	365.5	144	-	383.5	10	3	20
715A17NT	VSTAS-5	1100-1400	1200	465.5	144	-	483.5	10	3	20
715A18NT	VSTAS-6	1300-1600	1400	565.5	144	-	583.5	12	3	20
715A19NT	VSTAS-7	1500-1800	1600	665.5	144	-	683.5	13	3	20
715A20NT	VSTAS-8	1700-2000	1800	249.5	268.5	765.5	783.5	14	4	20
715A21NT	VSTAS-9	1900-2200	2000	282.5	300.5	865.5	883.5	16	4	20
715A22NT	VSTAS-10	2100-2400	2200	282.5	300.5	965.5	983.5	16	4	20



TEK AÇILIM İSPANYOLET SİSTEMLERİ

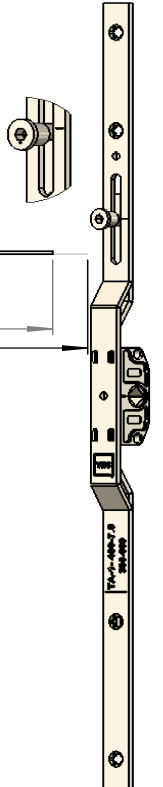
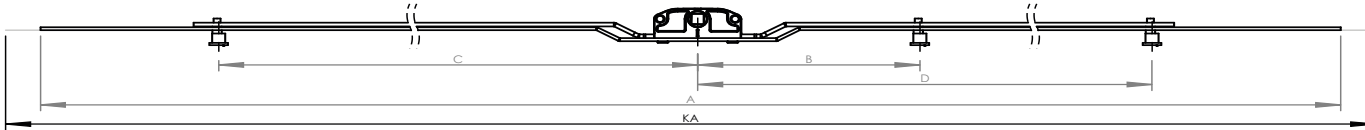
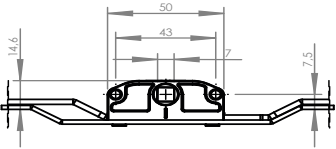
Side Hung Turn Only Systems

Tek Açılım İspanyolet Sistemleri 7,5 mm Eksen (Zamak Göbek - Standart Kilitleme Pimli)
Turn Only Espagnolette 7,5 mm Backset (Zamak Gearbox - Standard Locking Pin)



CODE	KA	Usage Length	A	B	C	D	E			
715B70NT	TAEP-0	280	280	280	-	-	-	2	1	60
715B72NT	TAEP-1	300-600	400	400	-	-	-	4	1	20
715B67NT	TAEP-2	500-800	600	600	-	-	-	6	1	20
715B68NT	TAEP-3	700-1000	800	800	300.5	-	-	8	2	20
715B71NT	TAEP-4	900-1200	1000	1000	399	-	383.5	10	2	20
715B73NT	TAEP-5	1100-1400	1200	1200	491.5	498.5	483.5	11	3	20
	TAEP-6	1300-1600	1400	1400	591.5	598.5	583.5	11	3	20
	TAEP-7	1500-1800	1600	1600	708.5	680.5	683.5	13	3	20
	TAEP-8	1700-2000	1800	1800	809	780.5	783.5	13	3	20
	TAEP-9	1900-2200	2000	2000	902.5	887.5	883.5	13	3	20
	TAEP-10	2100-2400	2200	2200	998.5	990.5	983.5	15	3	20

Tek Açılım İspanyolet Sistemleri 7,5 mm Eksen (Zamak Göbek - Yüksek Güvenlik Pimli)
Turn Only Espagnolette 7,5 mm Backset (Zamak Gearbox - Security Locking Pin)

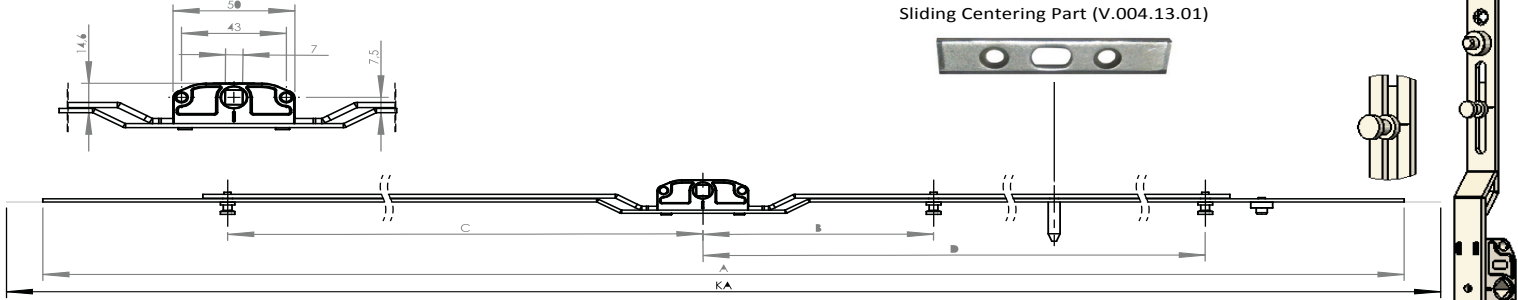





CODE	KA	Usage Length	A	B	C	D			
TAMP-0	280	280	280	80.5	-	-	2	1	60
TAMP-1	300-600	400	400	90	-	-	4	1	20
TAMP-2	500-800	600	600	192.5	-	-	6	1	20
TAMP-3	700-1000	800	800	288.5	300.5	-	8	2	20
TAMP-4	900-1200	1000	1000	390.5	399	-	10	2	20
TAMP-5	1100-1400	1200	1200	491.5	498.5	498.5	11	3	20
TAMP-6	1300-1600	1400	1400	591.5	598.5	598.5	11	3	20
TAMP-7	1500-1800	1600	1600	708.5	708.5	680.5	13	3	20
TAMP-8	1700-2000	1800	1800	809	780.5	780.5	13	3	20
TAMP-9	1900-2200	2000	2000	902.5	887.5	887.5	13	3	20
TAMP-10	2100-2400	2200	2200	998.5	990.5	990.5	15	3	20

TEK AÇILIM İSPANYOLET SİSTEMLERİ

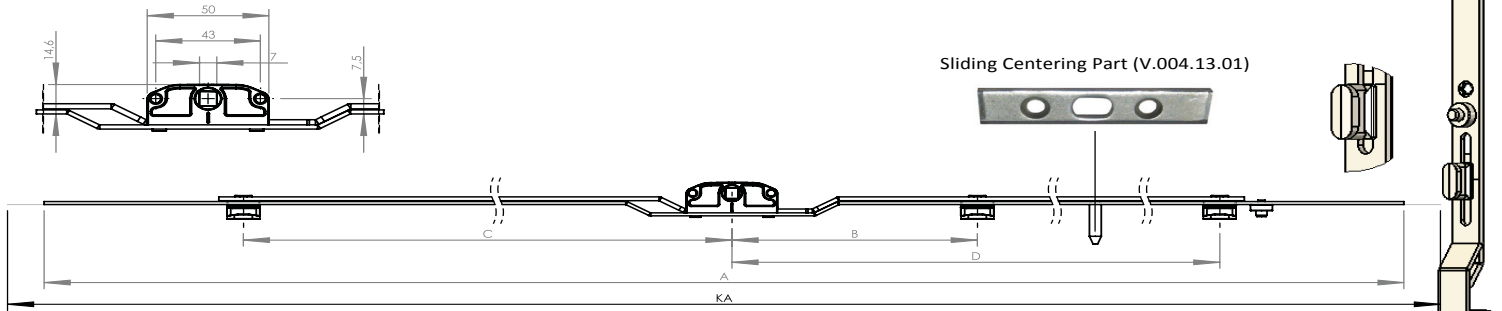
Side Hung Turn Only Systems




Tek Açılım İspanyolet Sistemleri 7,5 mm Eksen (Zamak Göbek - Standart Kilitleme Pimli)
Turn Only Espagnolette 7,5 mm Backset (Zamak Gearbox - Standard Locking Pin)



CODE	KA	Usage Length	A	B	C	D			
715A97NT	TASP-0	280	280	80.5	-	-	2	1	60
715A98NT	TASP-1	300-600	400	90	-	-	4	1	20
715A99NT	TASP-2	500-800	600	192.5	-	-	6	1	20
715B01NT	TASP-3	700-1000	800	288.5	300.5	-	8	2	20
715B02NT	TASP-4	900-1200	1000	390.5	399	-	10	2	20
715B03NT	TASP-5	1100-1400	1200	135	491.5	498.5	11	3	20
715B04NT	TASP-6	1300-1600	1400	133.5	591.5	598.5	11	3	20
715B05NT	TASP-7	1500-1800	1600	115.5	708.5	680.5	13	3	20
715B06NT	TASP-8	1700-2000	1800	116.5	809	780.5	13	3	20
715B07NT	TASP-9	1900-2200	2000	122.5	902.5	887.5	13	3	20
715B08NT	TASP-10	2100-2400	2200	127	998.5	990.5	15	3	20

Tek Açılım İspanyolet Sistemleri 7,5 mm Eksen (Zamak Göbek - Yüksek Güvenlik Pimli)
Turn Only Espagnolette 7,5 mm Backset (Zamak Gearbox - Security Locking Pin)

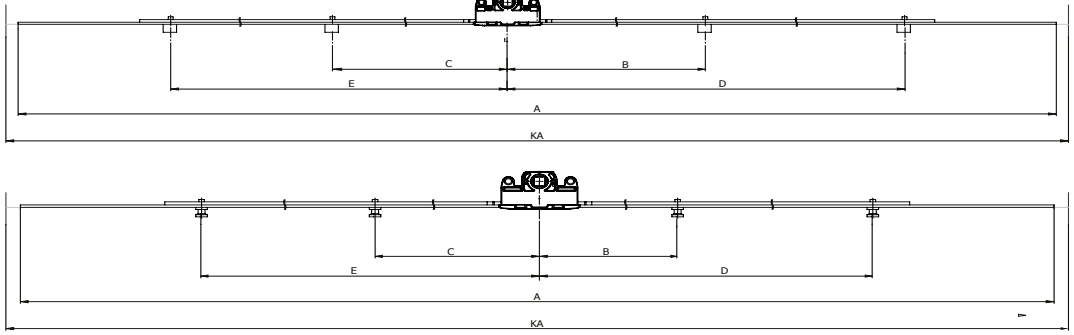
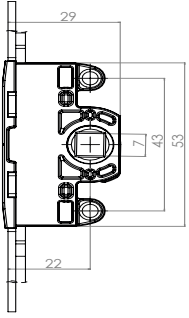


CODE	KA	Usage Length	A	B	C	D			
TAZP-0		280	280	80.5	-	-	2	1	60
TAZP-1		300-600	400	90	-	-	4	1	20
TAZP-2		500-800	600	192.5	-	-	6	1	20
TAZP-3		700-1000	800	288.5	300.5	-	8	2	20
TAZP-4		900-1200	1000	390.5	399	-	10	2	20
TAZP-5		1100-1400	1200	135	491.5	498.5	11	3	20
TAZP-6		1300-1600	1400	133.5	591.5	598.5	11	3	20
TAZP-7		1500-1800	1600	115.5	708.5	680.5	13	3	20
TAZP-8		1700-2000	1800	116.5	809	780.5	13	3	20
TAZP-9		1900-2200	2000	122.5	902.5	887.5	13	3	20
TAZP-10		2100-2400	2200	127	998.5	990.5	15	3	20

TEK AÇILIM İSPANYOLET SİSTEMLERİ

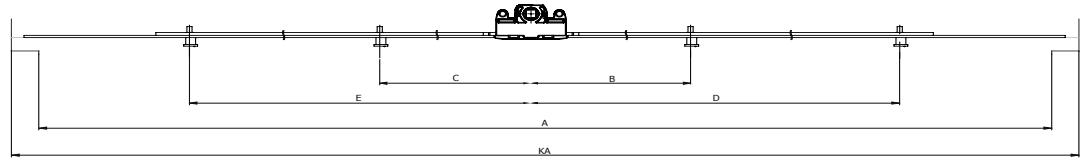
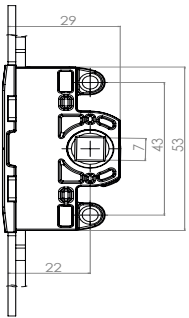
Side Hung Turn Only Systems

Tek Açılım İspanyolet Sistemleri 22 mm Eksen (Zamak Göbek - Standart Kilitleme Pimli)
Turn Only Espagnolette 22 mm Backset (Zamak Gearbox - Standard / Security Locking Pin)



	CODE	KA Usage Length	A	B	C	D	E			
(Standart Pin)	(Security Pin)									
715B42NT	VTA22-0	210-280	210	-	-	-	50.5	2	1	10
715B43NT	VTA22-1	280-400	280	-	-	74	74	2	2	10
715B44NT	VTA22-2	400-600	400	-	-	135	135	4	2	10
715B45NT	VTA22-3	600-800	600	-	-	175	175	8	4	10
715B46NT	VTA22-4	800-1000	800	-	-	275	275	8	4	10
715B47NT	VTA22-5	1000-1200	1000	94	-	375	375	10	3	10
715B48NT	VTA22-6	1200-1400	1200	94	-	475	475	10	3	10
715B49NT	VTA22-7	1400-1600	1400	266	266	575	575	10	4	10
715B50NT	VTA22-8	160-1800	1600	300	300	675	675	12	4	10
715B51NT	VTA22-9	1800-2000	1800	300	300	775	775	12	4	10
715B52NT	VTA22-10	2000-2200	2000	300	300	875	875	12	4	10

Tek Açılım İspanyolet Sistemleri 15 mm Eksen (Zamak Göbek - Yüksek Güvenlik Pimli)
Sliding Espagnolette 15 mm Backset (Zamak Gearbox - Security Locking Pin)

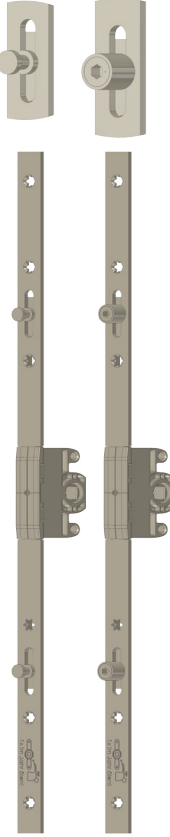
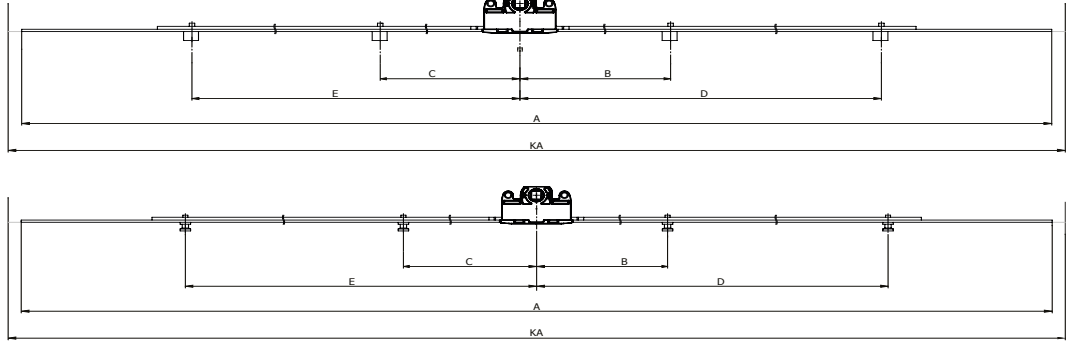
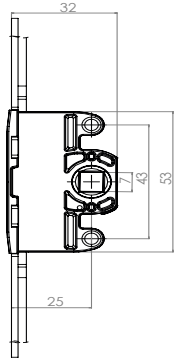


	CODE	KA Usage Length	A	B	C	D	E	F			
	VTA22-3	600-800	600	-	-	175	175	106.5	8	2	10
	VTA22-4	800-1000	800	-	-	275	275	166.5	8	2	10
	VTA22-5	1000-1200	1000	94	-	375	375	131.5	10	3	10
	VTA22-6	1200-1400	1200	94	-	475	475	166	10	3	10
	VTA22-7	1400-1600	1400	266	266	575	575	166	10	4	10
	VTA22-8	160-1800	1600	300	300	675	675	200	12	4	10
	VTA22-9	1800-2000	1800	300	300	775	775	200	12	4	10
	VTA22-10	2000-2200	2000	300	300	875	875	200	12	4	10

TEK AÇILIM İSPANYOLET SİSTEMLERİ

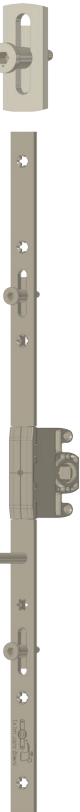
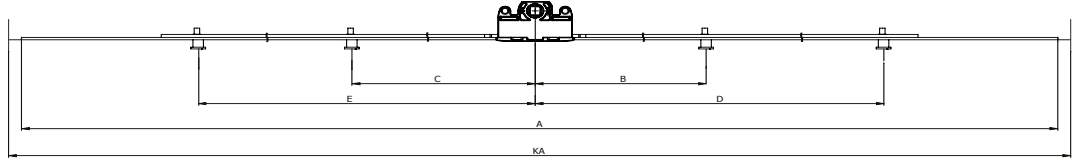
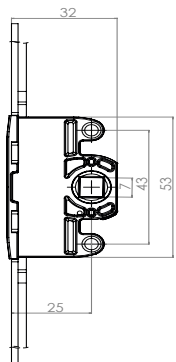
Side Hung Turn Only Systems

Tek Açılım İspanyolet Sistemleri 25 mm Eksen (Zamak Göbek - Standart Kilitleme Pimli)
Turn Only Espagnolette 25 mm Backset (Zamak Gearbox - Standard / Security Locking Pin)



(Standart Pin)	(Security Pin)	CODE	KA Usage Length	A	B	C	D	E			
715B53NT		VTA25-0	210-280	210	-	-	-	50,5	2	1	10
715B54NT		VTA25-1	280-400	280	-	-	74	74	2	2	10
715B55NT		VTA25-2	400-600	400	-	-	135	135	4	2	10
715B56NT		VTA25-3	600-800	600	-	-	175	175	8	4	10
715B57NT		VTA25-4	800-1000	800	-	-	275	275	8	4	10
715B58NT		VTA25-5	1000-1200	1000	94	-	375	375	10	3	10
715B59NT		VTA25-6	1200-1400	1200	94	-	475	475	10	3	10
715B60NT		VTA25-7	1400-1600	1400	266	266	575	575	10	4	10
715B61NT		VTA25-8	160-1800	1600	300	300	675	675	12	4	10
715B62NT		VTA25-9	1800-2000	1800	300	300	775	775	12	4	10
715B63NT		VTA25-10	2000-2200	2000	300	300	875	875	12	4	10

Tek Açılım İspanyolet Sistemleri 25 mm Eksen (Zamak Göbek - Yüksek Güvenlik Pimli)
Sliding Espagnolette 25 mm Backset (Zamak Gearbox - Security Locking Pin)

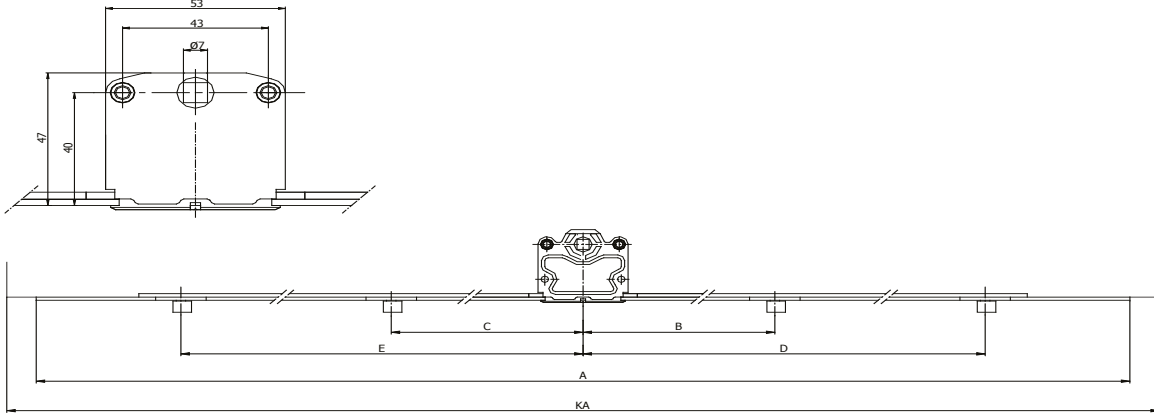





	CODE	KA Usage Length	A	B	C	D	E	F			
	VTA25-3	600-800	600	-	-	175	175	106,5	8	2	10
	VTA25-4	800-1000	800	-	-	275	275	166,5	8	2	10
	VTA25-5	1000-1200	1000	94	-	375	375	131,5	10	3	10
	VTA25-6	1200-1400	1200	94	-	475	475	166	10	3	10
	VTA25-7	1400-1600	1400	266	266	575	575	166	10	4	10
	VTA25-8	160-1800	1600	300	300	675	675	200	12	4	10
	VTA25-9	1800-2000	1800	300	300	775	775	200	12	4	10
	VTA25-10	2000-2200	2000	300	300	875	875	200	12	4	10

TEK AÇILIM İSPANYOLET SİSTEMLERİ

Side Hung Turn Only Systems

Tek Açılım 40 Eksen İspanyolet (Zamak Gövde - Standart Kilitleme Pimli)
Turn Only Espagnolette 40 mm Backset (Zamak Gearbox - Standard Locking Pin)



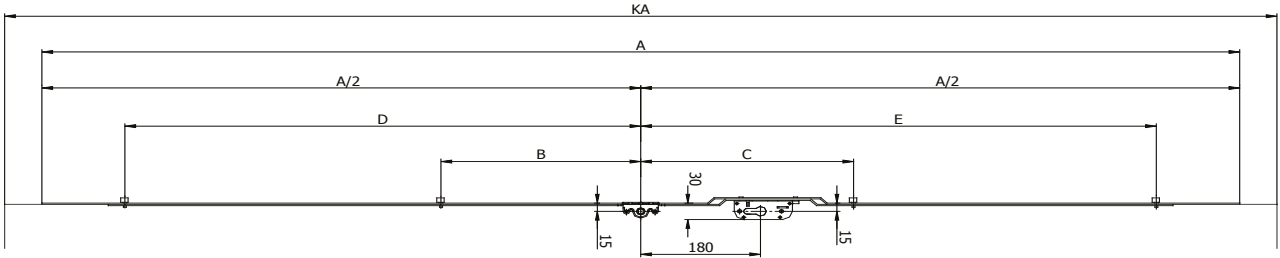
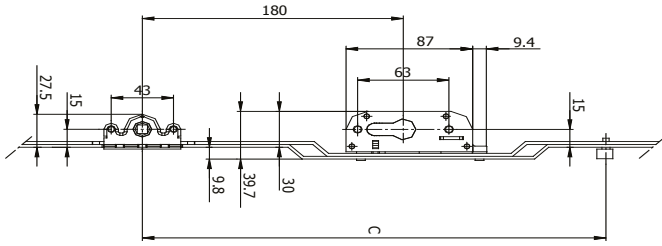
	Short Code	KA Length	A	B	C	D	E			
V.25.160.40.01	VTAD-7	1600-1800	1600	300	300	675	675	10	3	10
V.25.180.40.01	VTAD-8	1800-2000	1800	300	300	775	775	12	4	10
V.25.200.40.01	VTAD-9	2000-2200	2000	300	300	875	875	12	4	10






TEK AÇILIM İSPANYOLET SİSTEMLERİ

Side Hung Turn Only Systems

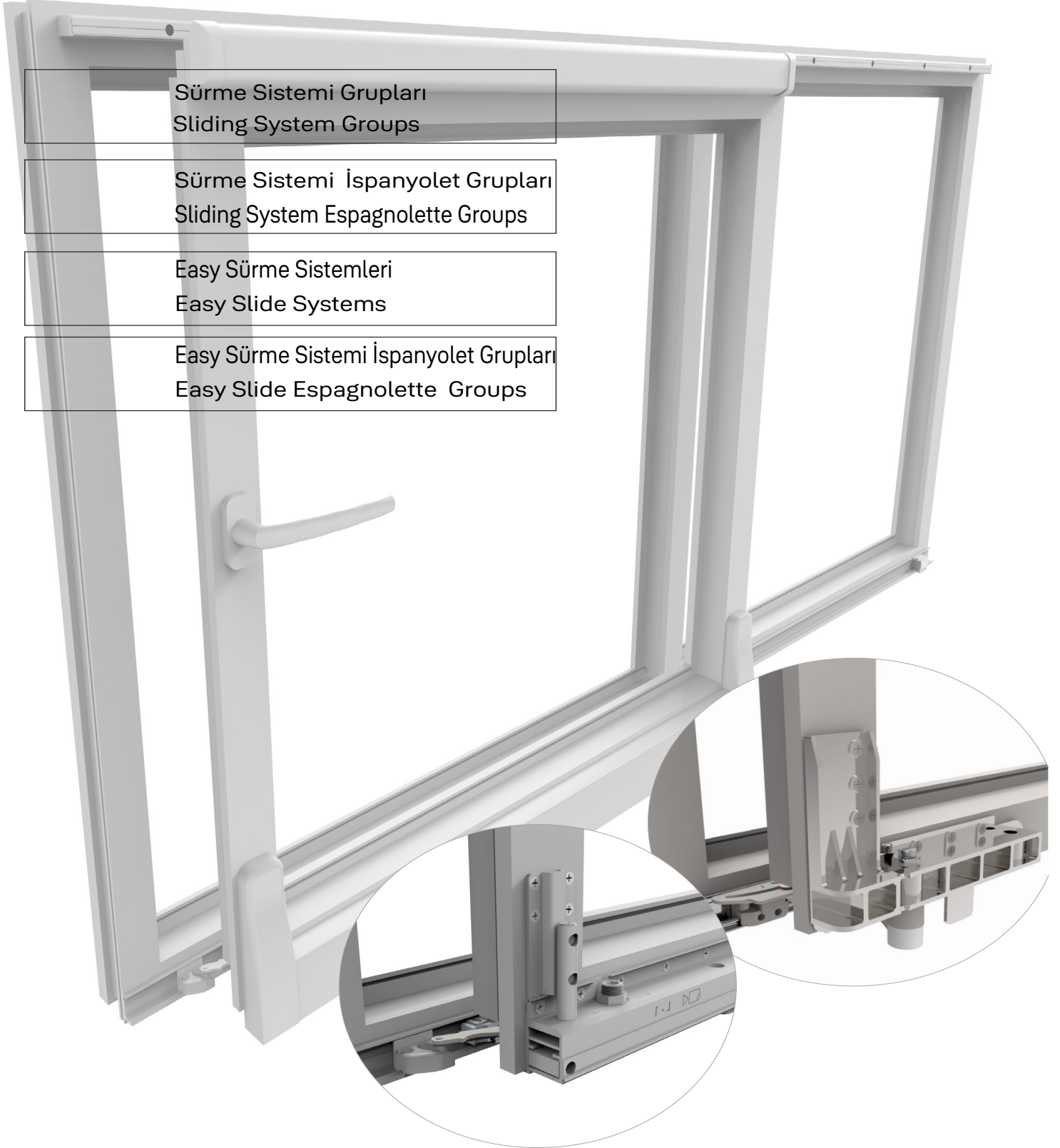
Sliding Espagnolette 15 mm Backset (Zamak Gearbox - Standard Pin Additional Lock)



	KA Usage Length	A	A/2	B	C	D	E			
V.110.160.315.203	1600-1800	1600	800	-	-	675	675	10	3	10
V.110.180.315.203	1800-2000	1800	900	300	320	775	775	12	4	10
V.110.200.315.203	2000-2200	2000	1000	300	320	875	875	12	4	10

KAPI VE PENCERE SÜRME SİSTEMLERİ

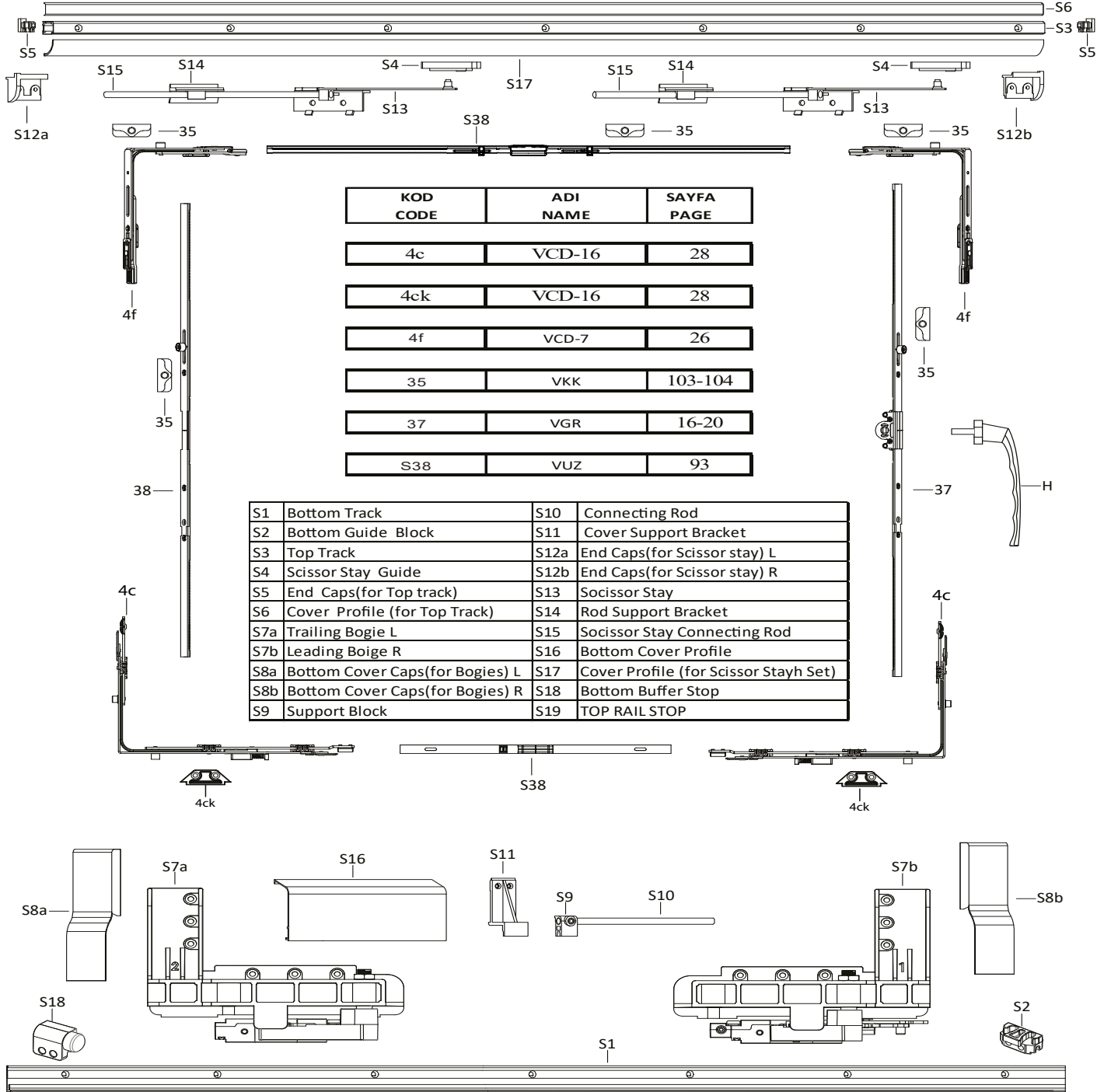
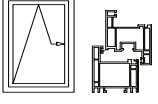
Sliding Systems for Windows and Doors



KAPI VE PENCERE SÜRME SİSTEMLERİ

Sliding Systems for Windows and Doors

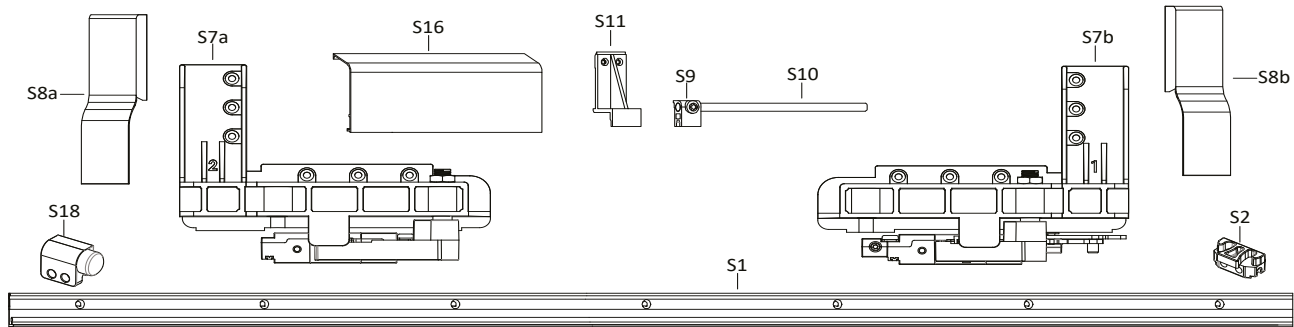
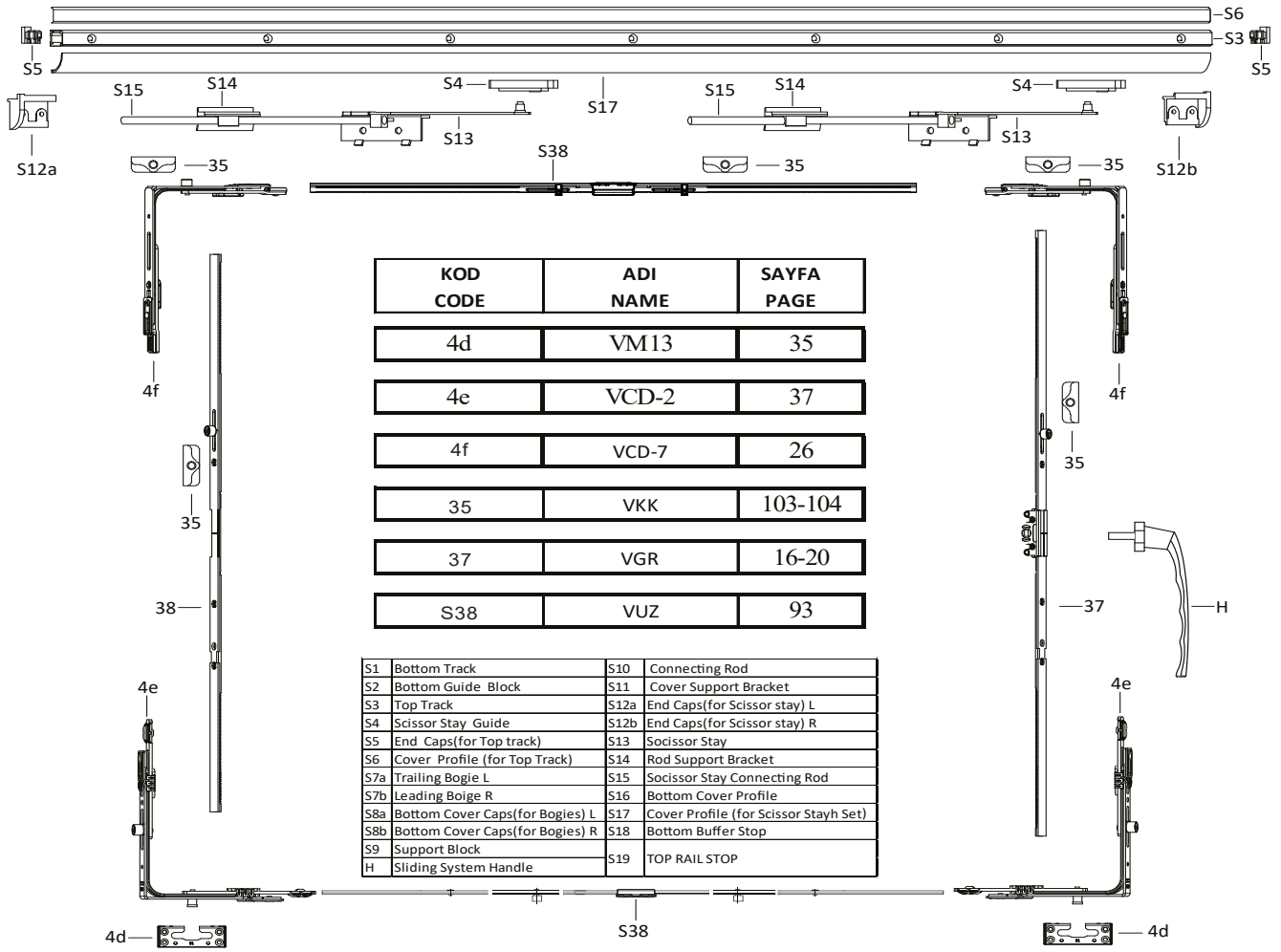
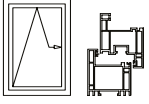
Sürme Sistemleri / TSS-130 Standart Makas Yarı Otomatik Lüks Kutu
System Groups / Tilt & Slide Systems / Semiautomatic - TSS-130 Standard Scissors Luxury Box



KAPI VE PENCERE SÜRME SİSTEMLERİ

Sliding Systems for Windows and Doors

Sürme Sistemleri / TSS-130 Standart Makas Lüks Kutu/Manuel
System Groups / Tilt & Slide Systems / Manual -TSS-130 Standard Lüksüry Box

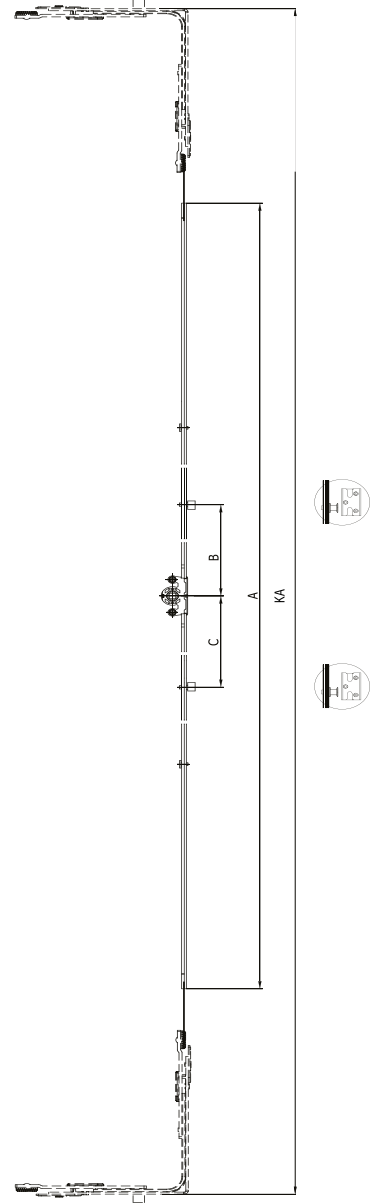
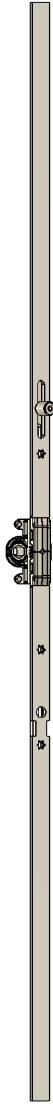
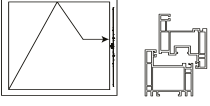





KAPI VE PENCERE SÜRME SİSTEMLERİ

Sliding Systems for Windows and Doors

Dikey İspanyolet (Kollu) Easy Slide

Variable Handle Height / Easy Slide



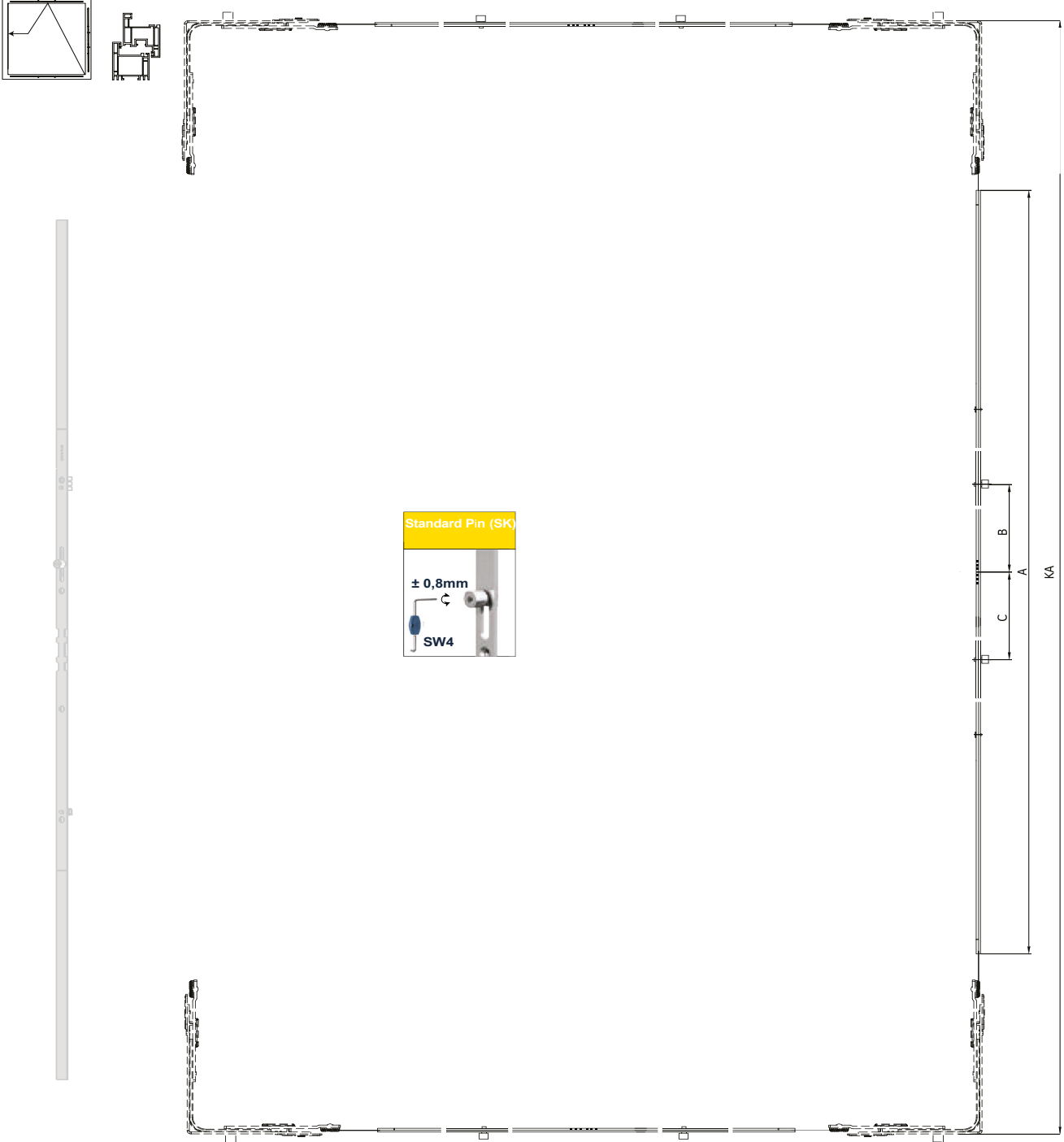
		CODE	KA	Usage Length	A	B	C			
	(Security Pin)									
710B18NT	+	VGR-1 SS/9M	480-730	420	-	-	-	0	10	
710B19NT	+	VGR-2 SS/9M	730-1180	870	112.5	-	3	1	10	
1180	+	VGR-3 SS/9M	1180-1630	1090	112.5	-	4	1	10	
		VGRB-4 SS/9M	1310-1860	1550	295	255	6	2	10	
		VGRB-5 SS/9M	1790-2340	2030	410	375	6	2	10	




KAPI VE PENCERE SÜRME SİSTEMLERİ

Sliding Systems for Windows and Doors

EASY Sürme Sistemleri Dikey Göbeksiz

EASY Sliding Systems Vertical Without Hub



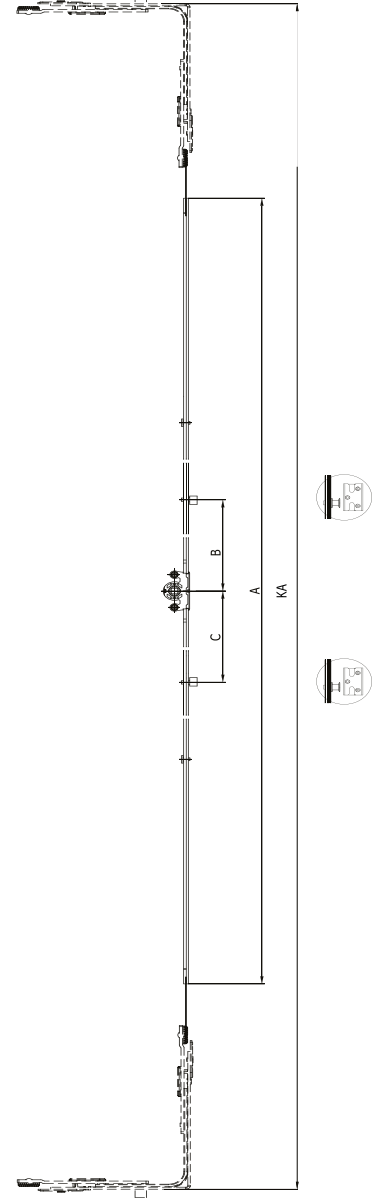
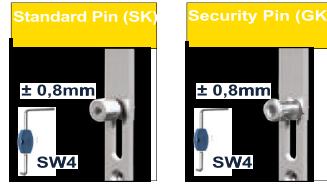
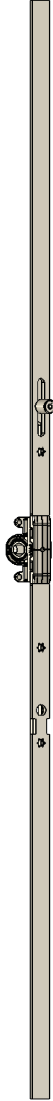
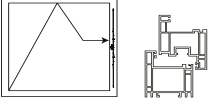
		CODE	KA Usage Length	A	B	C			
	(Security Pin)								
710B18NT	+	VUZ-1 SS/9P	480-730	420	-	-	-	0	10
710B19NT	+	VUZ-2 SS/9P	730-1180	870	112.5	-	3	1	10
710B20NT	+	VUZ-3 SS/9P	1180-1630	1090	112.5	-	4	1	10
	+	VUZB-4 SS/9P	1310-1860	1550	295	255	6	2	10
	+	VUZB-5 SS/9P	1790-2340	2030	410	375	6	2	10





KAPI VE PENCERE SÜRME SİSTEMLERİ

Sliding Systems for Windows and Doors

15 mm Paralel Sürme Dikey İspanyolet (Kollu)

15 mm T&T Espagnolette (Variable Handle Height)



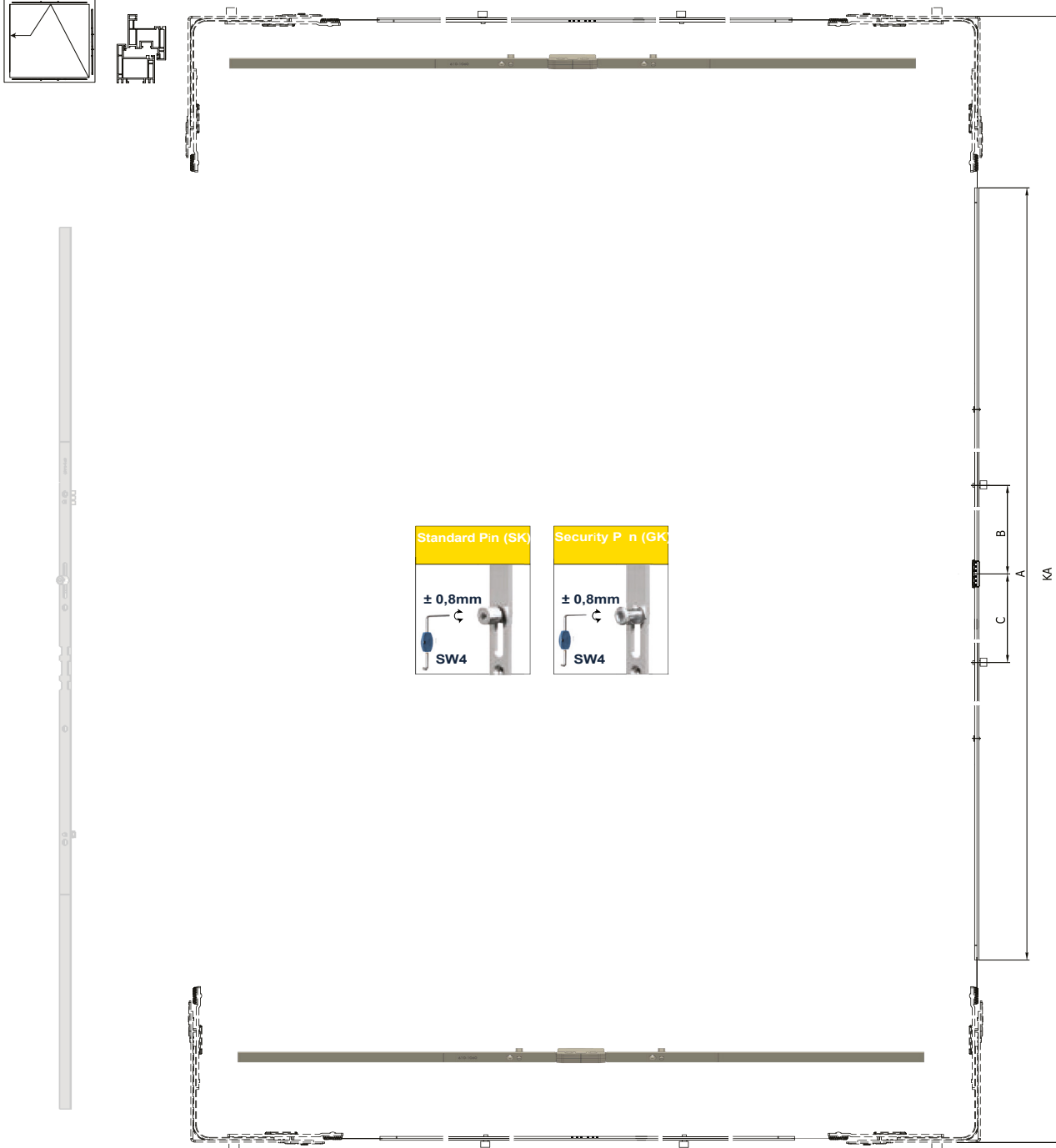
		CODE	KA Usage Length	A	B	C	D				
(Standart Pin)	(Security Pin)										
710A01NT		VGR-1	480-730	420	-	-	-	-	-	0	10
710A02NT		VGR-1S	580-730	470	-	-	-	2	-	0	10
710A03NT	710A12NT	VGR-2	730-1180	870	112.5	-	-	3	+	1	10
710A04NT	710A13NT	VGR-S	950-1400	1090	112.5	-	-	4	+	1	10
710B17NT		VGR-ES	950-1400	1090	155	112.5	-	4	+	2	10
710A05NT	710A14NT	VGR-3	1180-1630	1320	112.5	-	-	6	+	1	10
710A65NT		VGR-E3	1180-1630	1320	112.5	212.5	-	5	+	2	10
710A06NT	710A15NT	VGR-4	1630-2080	1770	410	360	-	7	+	2	10
710A66NT		VGR-E4	1630-2080	1770	360	341	-	9	+	2	10
710A07NT	710A16NT	VGR-5	1900-2350	2040	410	495	-	7	+	2	10
710B15NT		VGR-E5	1900-2350	2040	495	115	510	10	+	3	10

KAPI VE PENCERE SÜRME SİSTEMLERİ

Sliding Systems for Windows and Doors

Manuel Paralel Sürme Sistemleri Yatay Kolsuz

Manuel Sliding Systems Horizontal Without Hub

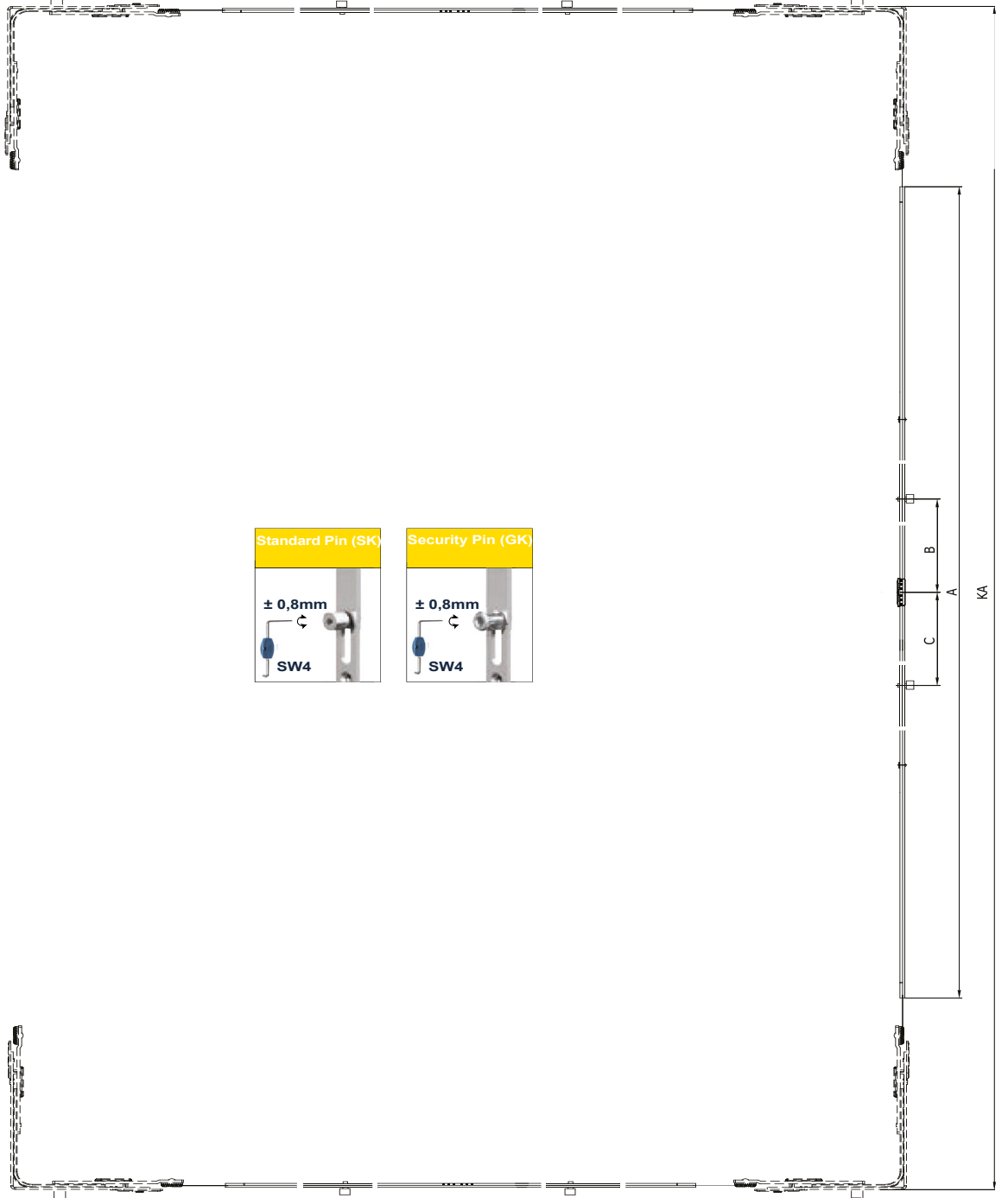
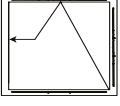


(Standart Pin)	(Security Pin)	CODE	KA Usage Length	A	B	C	D				
		VUZ-1	480-730	870	112,5	-	-	-	+	1	10
		VUZ-2	680-1130	1090	112,5	-	-	3	+	1	10
		VUZ-S	950-1400	1090	155	112,5	-	4	+	2	10
		VUZ-ES		1090	155	112,5	-	4	+	2	10
		VUZ-3	1130-1580	1320	112,5	-	-	6	+	1	10
		VUZ-E3		1320	112,5	212,5	-	5	+	2	10

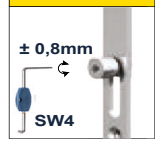
KAPI VE PENCERE SÜRME SİSTEMLERİ

Sliding Systems for Windows and Doors

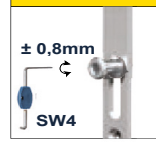
15 mm Paralel Sürme Dikey İspanyolet (Kolsuz)
15 mm T&T Espagnolette



Standard Pin (SK)



Security Pin (GK)




	CODE	KA Usage Length	A	B	C	D				
(Standard Pin)	(Security Pin)	VUZ-1	480-730	420	-	-	-	-	-	10
		VUZ-2	730-1180	870	112,5	-	-	+	+	10
		VUZ-S	950-1400	1090	112,5	-	-	+	+	10
		VUZ-ES	950-1400	1090	155	112,5	-	4	+	10
		VUZ-3	1180-1630	1320	112,5	-	-	+	+	10
		VUZ-E3	1180-1630	1320	112,5	212,5	-	5	+	10
		VUZ-4	1630-2080	1770	410	360	-	+	+	10
		VUZ-E4	1630-2080	1770	360	341	-	9	+	10
		VUZ-5	1900-2350	2040	410	495	-	+	+	10
		VUZ-E5	1900-2350	2040	495	115	510	10	+	10




KAPI VE PENCERE SÜRME SİSTEMLERİ

Sliding Systems for Windows and Doors

Manuel Paralel Sürme Sistemleri Yatay

Manuel Sliding Systems Horizontal



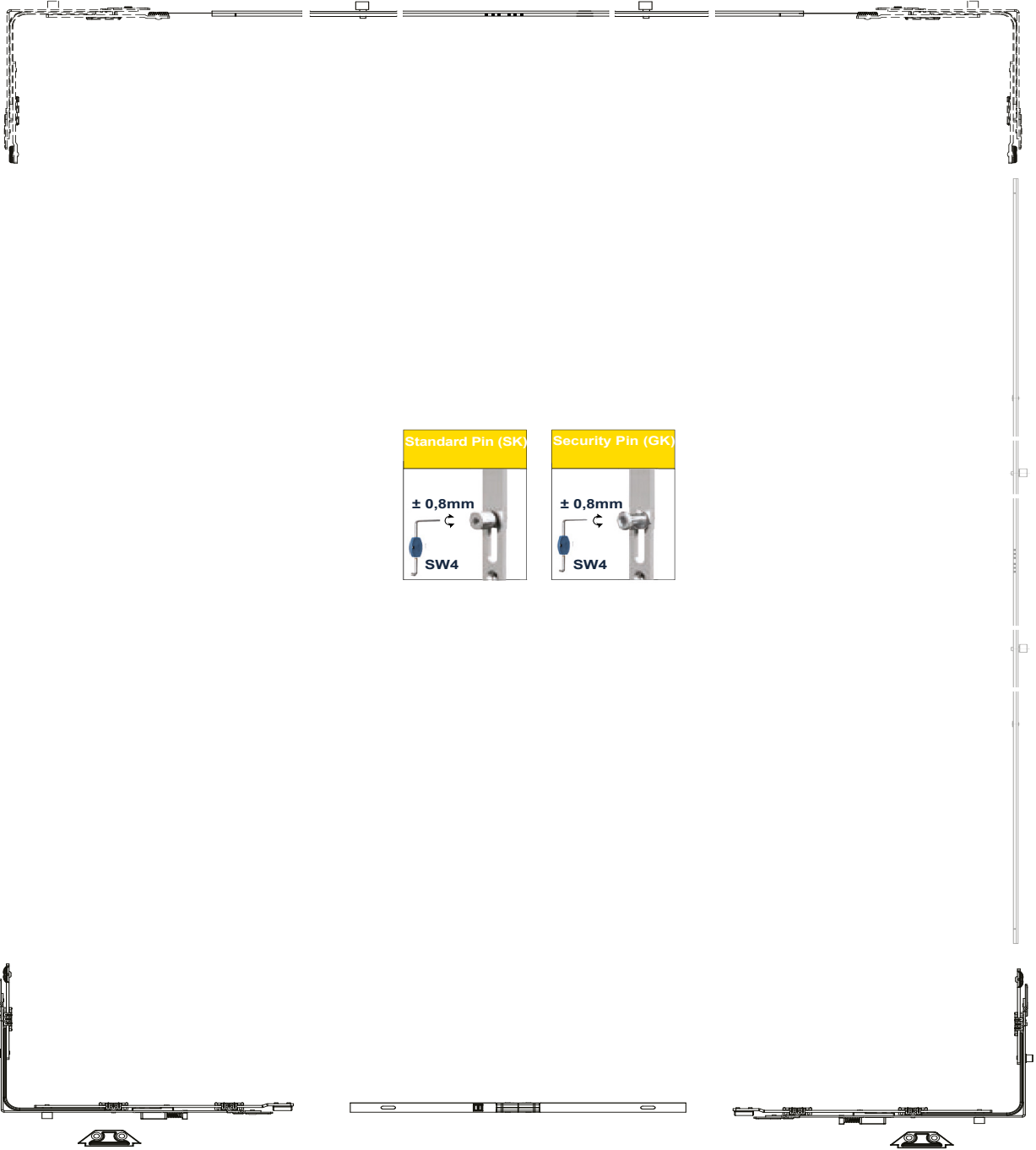
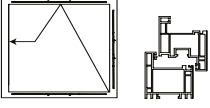
		CODE	KA Usage Length	A	B	C			
	(Security Pin)								
710B18NT	+	VUZ-1 SS/9P	630-980	420	-	-	-	0	10
710B19NT	+	VUZ-2 SS/9P	980-1425	870	112.5	-	3	1	10
710B20NT	+	VUZ-3 SS/9P	1425-1870	1090	112.5	-	4	1	10
	+	VUZB-4 SS/9P	1550-2105	1550	295	255	6	2	10

KAPI VE PENCERE SÜRME SİSTEMLERİ

Sliding Systems for Windows and Doors

Paralel Sürme Sistemleri Yarı Otomatik Yatay Göbeksiz

Sliding Systems Semiautomatic Horizontal Without Hub

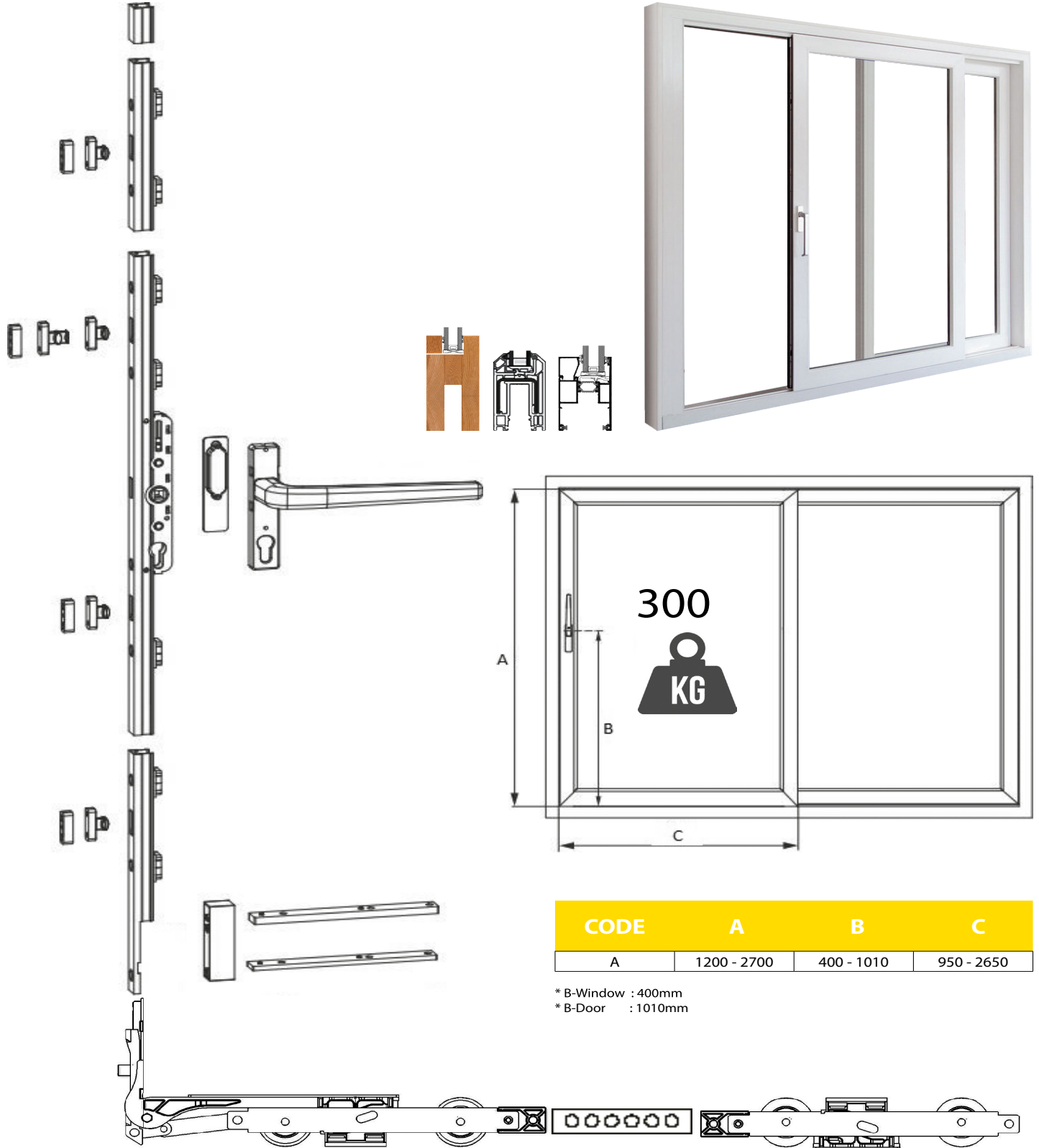


CODE	KA Usage Length	A	B	C			
(Standart Pin)							
VUZ-1	720-970	420	-	-	-	-	10
VUZ-2	970-1420	870	112.5	-	2	1	10
VUZ-S	1190-1640	1090	112.5	-	4	1	10
VUZ-ES	1190-1640	1090	155	112.5	4	2	10

KAPI VE PENCERE SÜRME SİSTEMLERİ

Sliding Systems for Windows and Doors

Sürme Sistemleri Kapı Pencere ve Ahşap Kapı
Lift & Slide Systems for PVC, Aluminium and Wooden Doors



CODE	A	B	C
A	1200 - 2700	400 - 1010	950 - 2650

* B-Window : 400mm
* B-Door : 1010mm

KİLİTLİ KAPI İSPANYOLET

Multipoint Door Locks

Kilitli Kapı İspanyolet Sürgüsüz
Multipoint Door Lock for PVC Doors - Without Slide

Kilitli Kapı İspanyolet Sürgülü
Multipoint Door Lock for PVC Doors - Slide

Kilitli Kapı İspanyolet Barelsiz Mandallı
Multipoint Door Lock for PVC Doors - with Latch without Cylinder

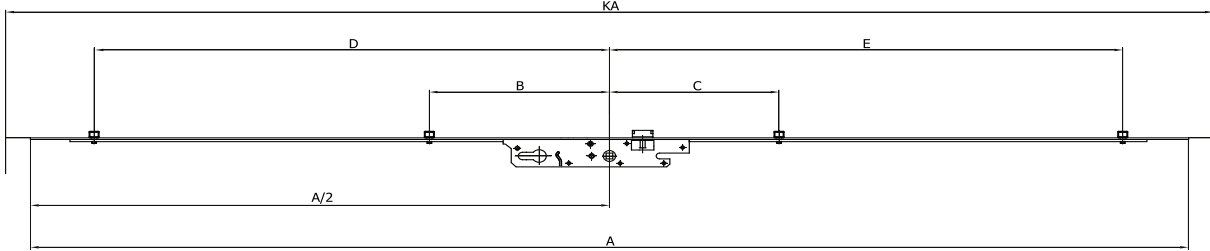
Kilitli Kapı İspanyolet Tırtıllı
Multipoint Door Lock for PVC Doors - Espagnolette Serrated



KİLİTLİ KAPI İSPANYOLET

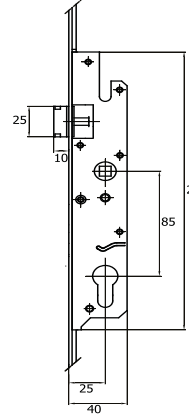
Multipoint Door Locks

25/85 - 28/85 - 35-85 mm PVC Kilitli Kapi İspanyoleet Sürgüsü
 25/85 - 28/85 - 35-85 mm Multipoint Door Locks for PVC Doors - Lever Operated



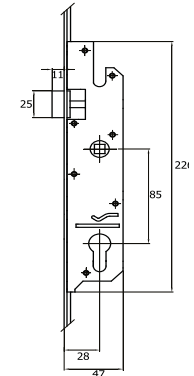
VLGR / 25-85

CODE	KA	Usage Length	A	A/2	B	C	D	E				
VLGR1.25.85	716A07NT	+	1600 mm - 1800 mm	1600	800	315	-	662	685	10	3	20
VLGR2.25.85	716A08NT	+	1800 mm - 2000 mm	1800	900	285	230	776	787	12	4	20
VLGR3.25.85	716A09NT	+	2000 mm - 2200 mm	2000	1000	285	320	865	885	12	4	20



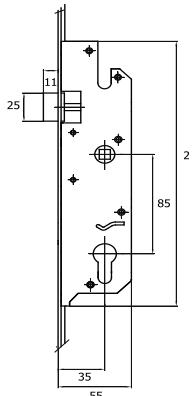
VLGR / 28-85

CODE	KA	Usage Length	A	A/2	B	C	D	E				
VLGR1.28.85	716A13NT	+	1600 mm - 1800 mm	1600	800	315	-	662	685	10	3	20
VLGR2.28.85	716A14NT	+	1800 mm - 2000 mm	1800	900	285	230	776	787	12	4	20
VLGR3.28.85	716A15NT	+	2000 mm - 2200 mm	2000	1000	285	320	865	885	12	4	20



VLGR / 35-85

CODE	KA	Usage Length	A	A/2	B	C	D	E				
VLGR1.35.85	716A01NT	+	1600 mm - 1800 mm	1600	800	315	-	662	685	10	3	20
VLGR2.35.85	716A02NT	+	1800 mm - 2000 mm	1800	900	285	230	776	787	12	4	20
VLGR3.35.85	716A03NT	+	2000 mm - 2200 mm	2000	1000	285	320	865	885	12	4	20



GÖMME KAPI KİLİDİ

Mortise Door Locks

Gömme Kilit / Kapı
Mortise Door Lock For PVC Doors
Alümiyum Kapılar için Gömme Kilit
Mortise Door Lock For Alüminium Doors

Barel
Cylinders

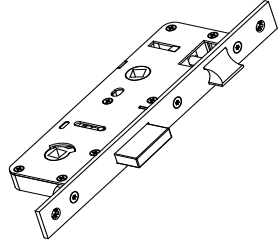
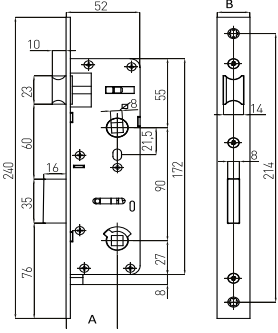



GÖMME KAPI KİLİDİ

Mortise Door Locks

Banyo & Wc Gümme Kapı Kilidi Alüminyum Kapılar

Bathroom & Wc Mortise Door for Aluminium Doors

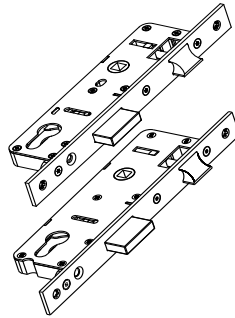
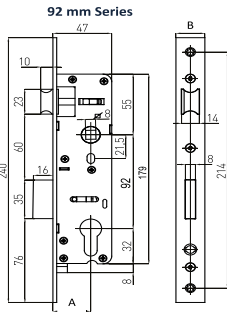
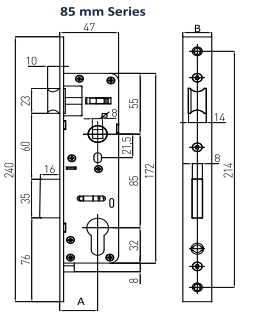



	A	B	
422A36NT	25	23	30
V.2335.90.01	35	23	30




Gümme Kapı Kilidi Alüminyum Kapılar

Mortise Door Lock for Aluminium Doors



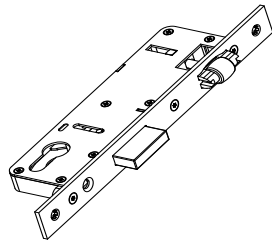
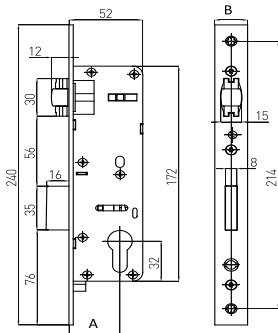
	A	B	
422A43NT	20	23	30
422A37NT	25	23	30
V.2330.85.01	30	23	30
422A13NT	35	23	30
V.2345.85.01	45	23	30


	A	B	
V.2330.92.01	30	23	30
722A17NT	35	23	30



Gümme Kapı Kilidi Alüminyum Kapılar Makaralı

Mortise Door Lock With Roller Latch for Aluminium Doors



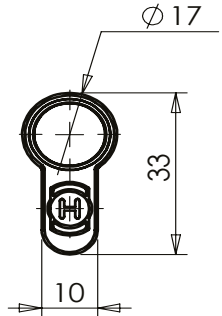
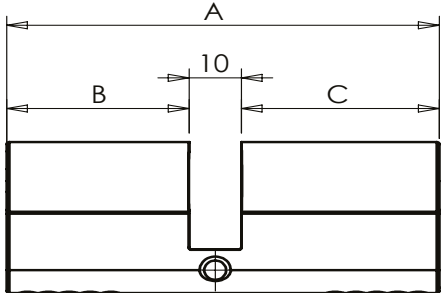
	A	B	
422A38NT	20	23	30
422A15NT	25	23	30
V.2330.00.0	30	23	30
422A44NT	35	23	30








GÖMME KAPI KİLİDİ

Mortise Door Locks

Barel
Cylinders



Brass Keys 		Zamak Keys 		Product	A	B	C			
721A59NT		721A57NT		Zamak	68	26	32	1	2	120
721A60NT		721A58NT		Zamak	68	26	32	1	3	120
721A19NT		721A27NT		Zamak	83	35	38	1	2	120
721A23NT		721A31NT		Zamak	83	35	38	1	3	120
721A20NT		721A28NT		Zamak	90	35	45	1	2	120
721A24NT		721A32NT		Zamak	90	35	45	1	3	120
721A21NT		721A29NT		Zamak	90	38	42	1	2	120
721A25NT		721A33NT		Zamak	90	38	42	1	3	120
721A39NT		721A41NT		Zamak	90	40	40	1	2	120
721A40NT		721A42NT		Zamak	90	40	40	1	3	120
721A22NT		721A30NT		Zamak	104	42	52	1	2	120
721A26NT		721A34NT		Zamak	104	42	52	1	3	120

KARŞILIKLAR

Mortise Door Locks

Ayarlanabilir Kapı Kilit Karşılığı
Adjustable Door Lock Strikers

Alüminyum Kapı Karşılık / Plastik Klips
Adjustable Door Strikers Plastic Clips

İspanyolet Karşılıklar
Gear Keeps


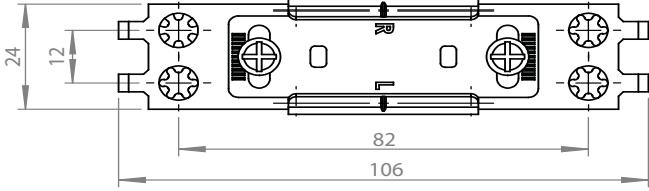


KARŞILIKLAR

Mortise Door Locks

Ayarlanabilir Kapı Kilit Karşılığı (Kısa)


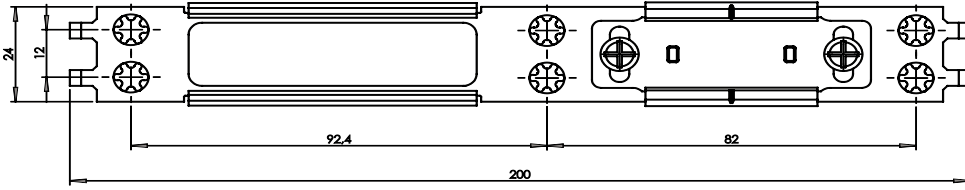
Adjustable Door Lock Striker (Short)



CODE	Product			
426A32NT	AKK-01	Steel	4	250

Ayarlanabilir Kapı Kilit Karşılığı

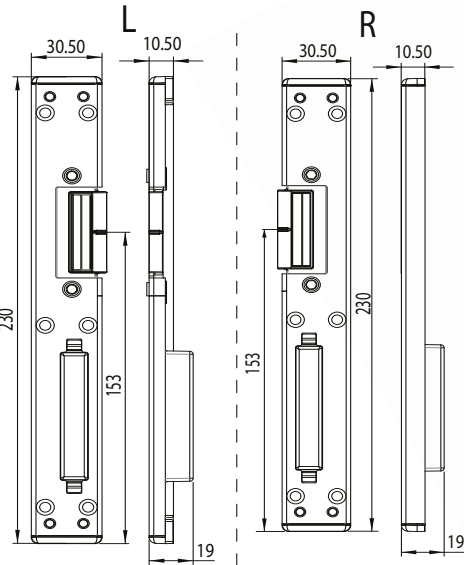
Adjustable Door Lock Striker



CODE	Product			
726A72NT	AKK-02	Steel	-	6

Ayarlanabilir Kapı Kilit Karşılığı

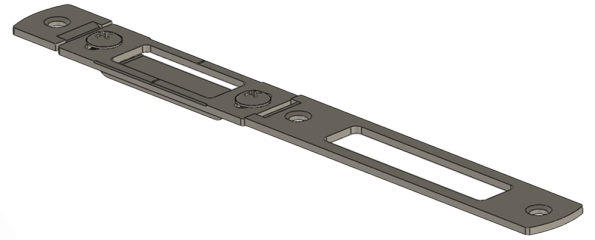
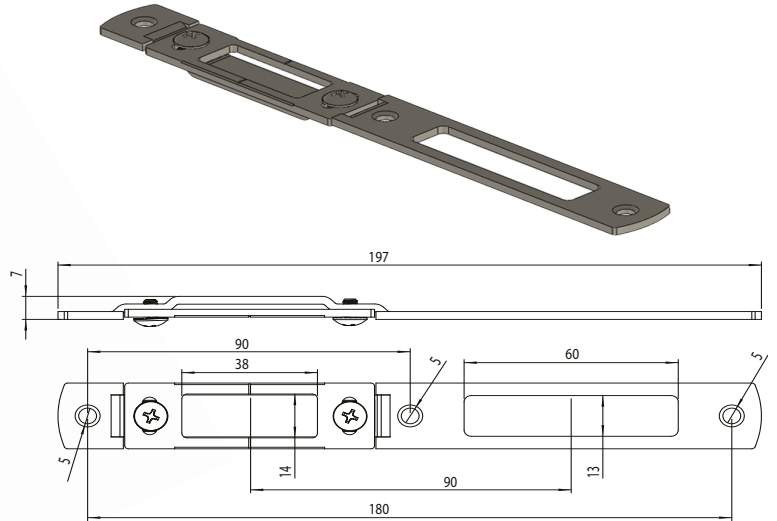
Adjustable Door Lock Striker



CODE	Product			
26A82NT	AKK 04 R 09 AKS	Steel	-	6
26A83NT	AKK 04 L 09 AKS	Steel	-	6
26A77NT	AKK 04 R 13 AKS	Steel	-	6
26A78NT	AKK 04 L 13 AKS	Steel	-	6

Ayarlanabilir Kapı Kilit Karşılığı

Adjustable Door Lock Striker



CODE	Product			
726A72NT	AKK-05	Steel	-	6

KARŞILIKLAR

Mortise Door Locks

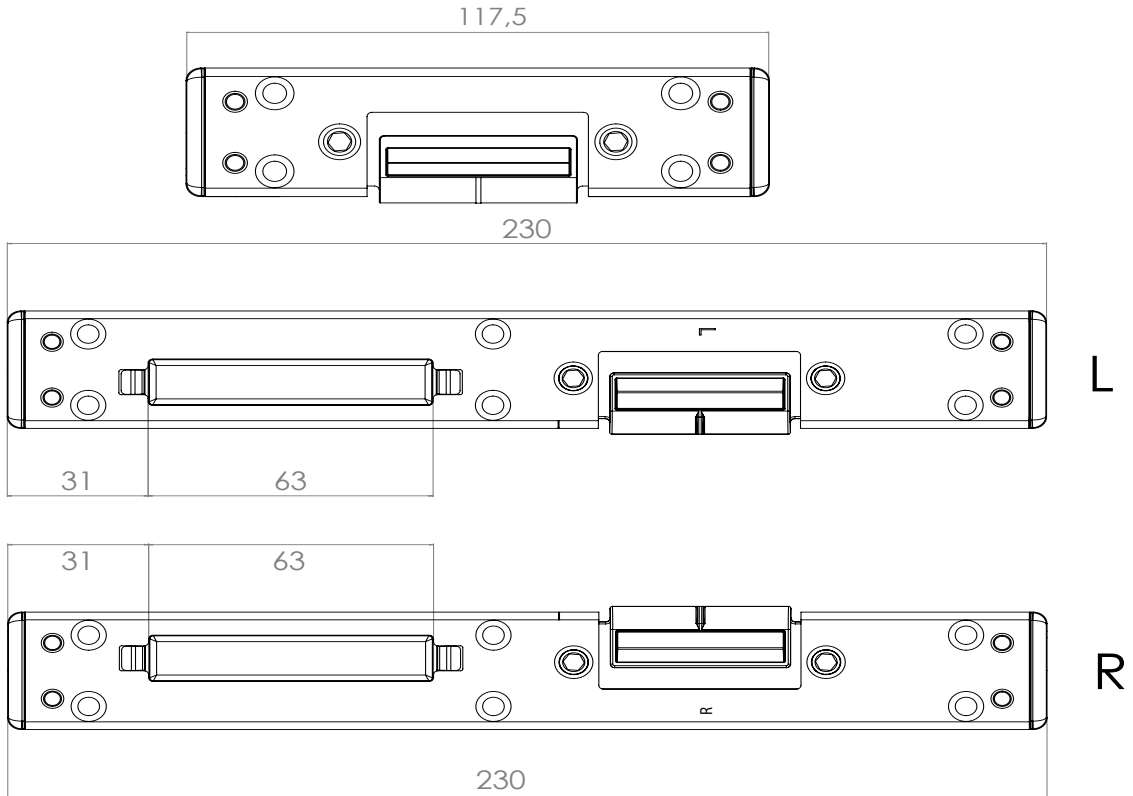
Ayarlanabilir Kapı Kilit Karşılığı

Adjustable Door Lock Striker

V.004.06.01



V.004.08L.01



Axis			
V.004.05.01	9	4	125
V.004.06.01	13	4	125
726A82NT	9	6	200
726A83NT	9	6	200
726A77NT	13	6	100
726A78NT	13	6	100


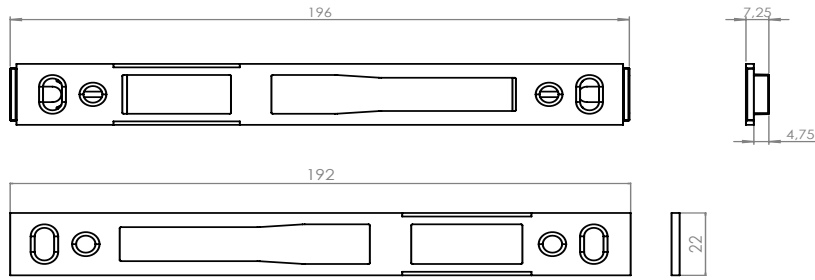
KARŞILIKLAR

Mortise Door Locks

Alüminyum Kapı Karşılık / Plastik Klips

Aluminium Door Lock Striker / Plastic Clips

Product				
726A34NT	Standart	Silver	4	450
V.004.24.01	Standart	Silver	4	450

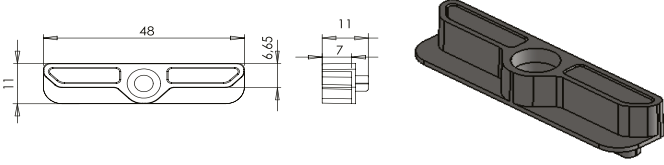


KARŞILIKLAR

Mortise Door Locks

Rehau İspanyolet Karşılık (Universal)

Rehau Gear Keep (Universal)



Code

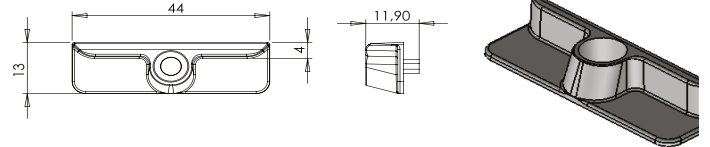
Axis



726A36NT	VKK 01	13	1	1000
----------	--------	----	---	------

Fırat İspanyolet Karşılık (Universal)

Fırat Gear Keep (Universal)



Code

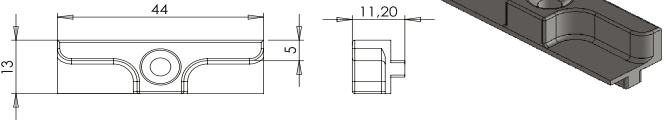
Axis



726A37NT	VKK 02	9	1	1000
----------	--------	---	---	------

Rehau İspanyolet Karşılık

Rehau Gear Keep



Code

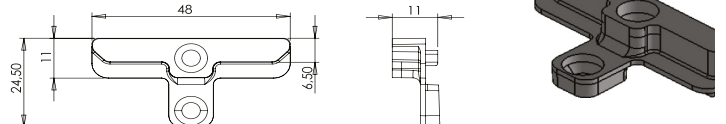
Axis



726A38NT	VKK 03	9	1	1000
----------	--------	---	---	------

Rehau İspanyolet Karşılık

Rehau Gear Keep



Code


Axis



726A39NT	VKK 04	13	2	1000
----------	--------	----	---	------

Sürme Sac Karşılık

Sliding Gear Keep (Steel)



VKK 05
(V.003.01.01)

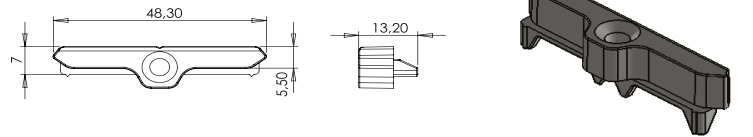
VKK 05a (with teeth)
(V.003.02.01)

Sliding Centering Part

Code	Product	Axis			
426A06NT	VKK 05	Tırnaklı With Teeth	-	2	1000
426A05NT	VKK 05a	Tırnaksız Without Teeth	-	2	1000
426A42NT		Karşılık Düz 1.5mm Sliding Centering Part	-	2	250

Roplosto İspanyolet Karşılık (Universal)

Roplosto Gear Keep (Universal)



Code

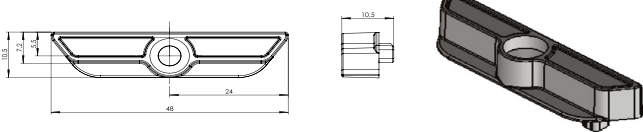
Axis



726A40NT	VKK 06	13	1	1000
----------	--------	----	---	------

Rehau İspanyolet Karşılık

Rehau Gear Keep



Code

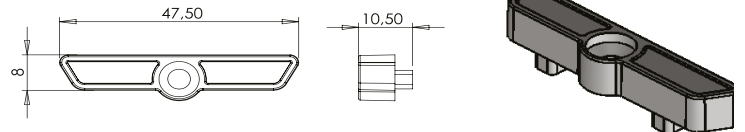
Axis



726A41NT	VKK 07	13	2	1000
----------	--------	----	---	------

İspanyolet Karşılık

Espagnolette Gear Keep



Code

Axis



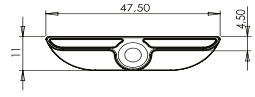
726A42NT	VKK 11	13	1	1000
----------	--------	----	---	------

KARŞILIKLAR

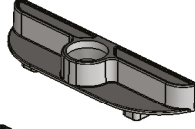
Mortise Door Locks

İspanyolet Karşılık

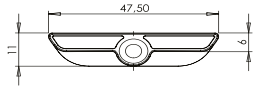
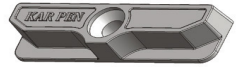
Espagnolette Gear Keep



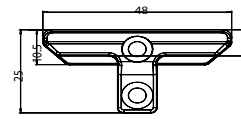
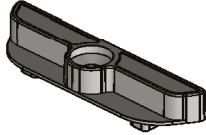
VKK 21
V.002.21.01



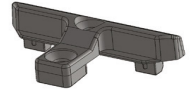
VKK10
V.002.10.01





VKK 31
V.002.31.01



IK3001
V.003.08.01



	Code	Axis		
726A43NT	VKK 21	9	1	1000
726A44NT	VKK 31	9	1	1000
726A45NT	VKK 10	13	2	500
726A67NT	IK3001	13	1	1000

Sürme İspanyolet Karşılık (Zamak)

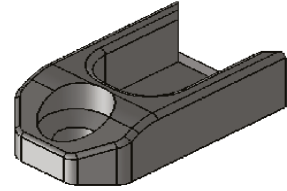
Sliding Gear Keep (Zamak)



	Axis		
426A47NT	-	2	1000

Çift Kanat Karşılık

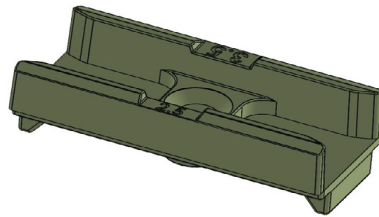
Stulp Striker





	Code	Axis		
726A32NT	VSK	-	1	1000

Çift Kanat Karşılık

Stulp Striker Symmetrical



	Code	Axis		
726A84NT	VSK 3	-	1	1000


KAPI VE PENCERE KOLU

Window & Door Handles

Ürün Renk Skalası
Clour Scale

Alüminyum Kapı Kolu
Alüminium Door Handle

Pencere Kolu
Windows Handle




KAPI VE PENCERE KOLU

Window & Door Handles

Ürün Renk Skalası

Colour Scale



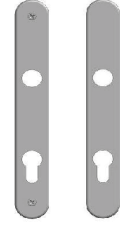
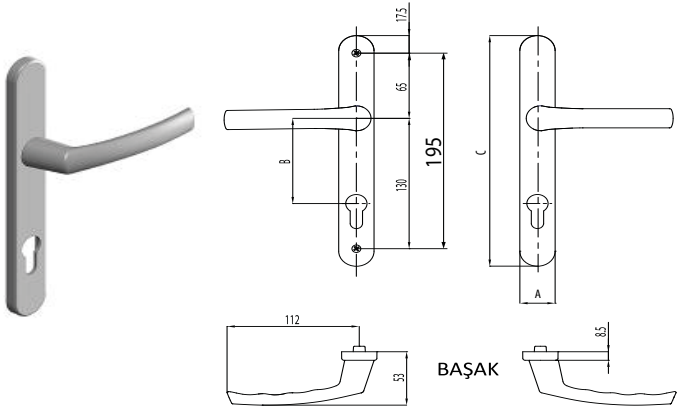
(xx)	RENK COLOURS	RAL
0.3	Beyaz / White	9016
0.4	Koyu Kahve Rengi/Dark Brown	8017
0.5	Açık Kahve Rengi/Light Brown	9001
0.6	Bej/Beige	9006
0.7	Gri/Grey	8019
0.8	Koyu Gri/Grey Brown	8022
0.9	Koyu Siyah/Black Brown	
10	Gümüş/Silver	
11	Altın/Gold	
12	Bronz/Bronze	
13	Şampanya/Champagne	
14	Titan/Titan	

KAPI VE PENCERE KOLU

Window & Door Handles

Alüminyum Kapı Kolu - BAŞAK (Oval Ayna)


Aluminium Door Handle - BAŞAK (Round Plate)






Barelli
Cylinder



Barelli
(Yaylı)
Cylinder
(Spring)

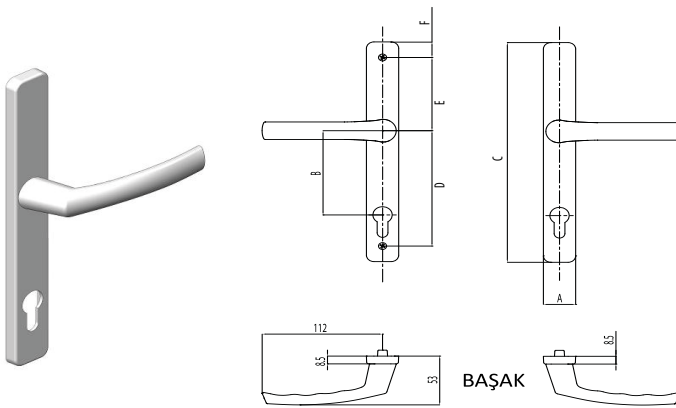


Bathroom
(WC)
Banyo
(Tuvalet)

		Spring	A	B	C	Spindle Square	Screw Length(M5)	Spindle Length		
724A88 XX	+	+	26	85	215	8	70/80/90	130	2	30
724A89 XX	-			90	215	8	70/80/90	130	2	30
724A91 XX	+			92	215	8	70/80/90	130	2	30
724A19 XX	+	+	30	85	220	8	70/80/90	130	2	30
724A27 XX	-			90	220	8	70/80/92	130	2	30
724A25 XX	+			92	220	8	70/80/90	130	2	30
724A03 XX	+	+	35	85	220	8	70/80/92	130	2	30
724A12 XX	-			90	220	8	70/80/92	130	2	30
724A08 XX	+			92	220	8	70/80/92	130	2	30

Alüminyum Kapı Kolu - BAŞAK (Kare Ayna)


Aluminium Door Handle - BAŞAK (Rectangular Plate)






Barelli
Cylinder



Barelli
(Yaylı)
Cylinder
(Spring)



Bathroom
(WC)
Banyo
(Tuvalet)

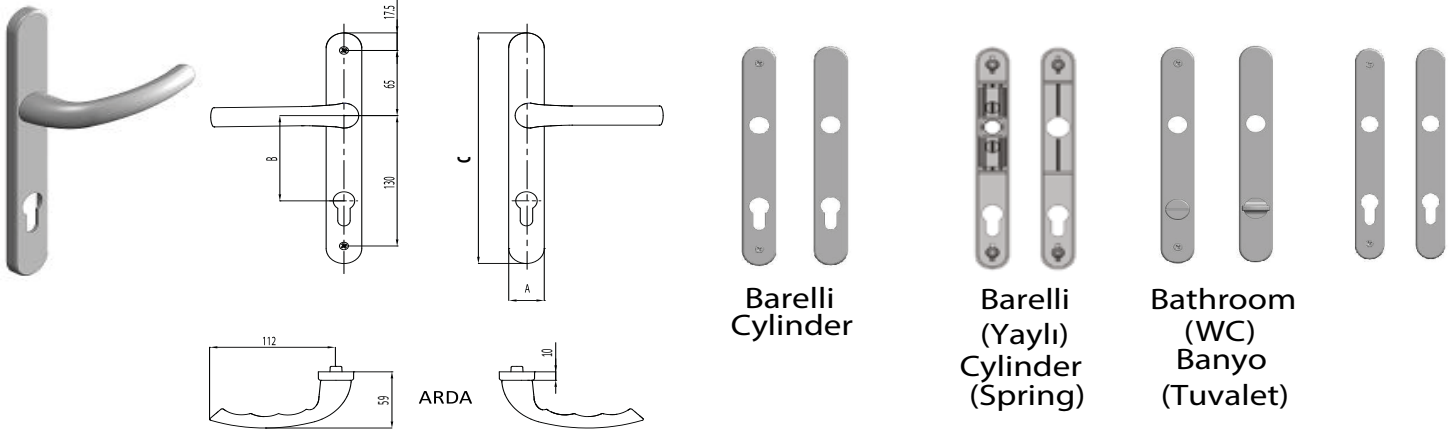
		Spring	A	C	Spindle Square	Screw Length(M5)	Spindle Length			
724A32 XX	+	+	26	85	215	8	70/80/90	130	2	30
724A34 XX	-			90	215	8	70/80/90	130	2	30
724A68 XX	+			92	215	8	70/80/90	130	2	30
724A04 XX	+	+	35	85	220	8	70/80/92	130	2	30
724A13 XX	-			90	220	8	70/80/92	130	2	30
724A90 XX	+			92	220	8	70/80/92	130	2	30

KAPI VE PENCERE KOLU

Window & Door Handles

Alüminyum Kapı Kolu - ARDA (Oval Ayna)

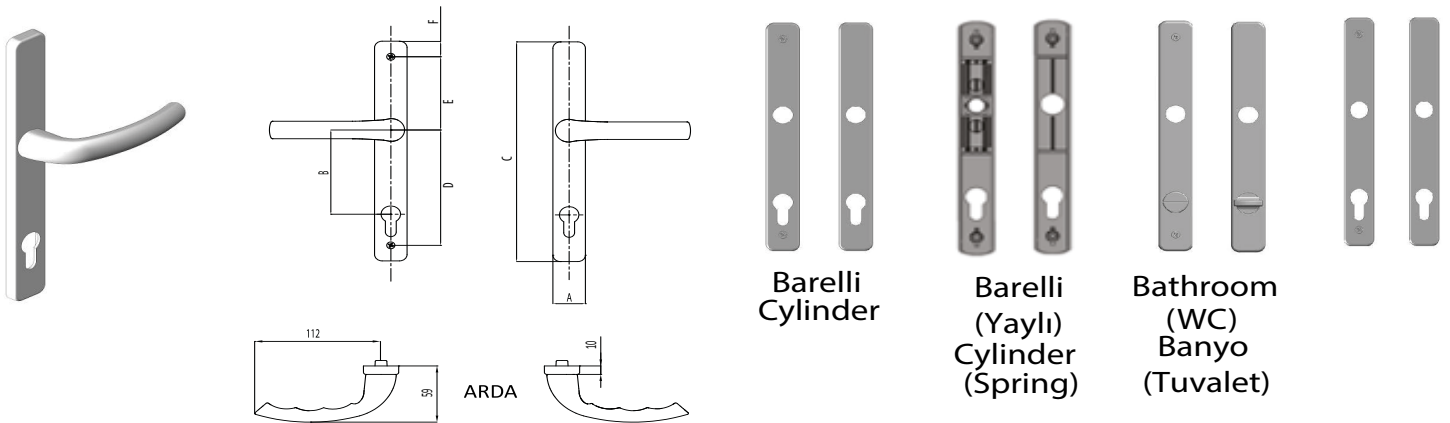
Aluminium Door Handle - ARDA (Round Plate)



	Spring	A	B	C	Spindle Square	Screw Length(M5)	Spindle Length		
+	+	30/35	85/92	220	8	70/80/90	130	2	30
-			90						

Alüminyum Kapı Kolu - ARDA (Kare Ayna)

Aluminium Door Handle - ARDA (Rectangular Plate)



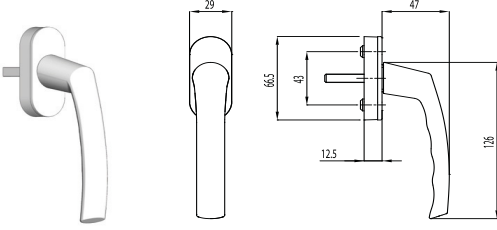
	Spring	A	B	C	Spindle Square	Screw Length(M5)	Spindle Length		
724A33 XX	+	26	85	215	8	70/80/90	130	2	30
724A35 XX	-		90	215					
724A74 XX	+		92	215					
	+	30	85		8	70/80/90	130	2	30
	+		90						
	+		92						
724A07 XX	+	35	85	220	8	70/80/90	130	2	30
724A73 XX	-		90	220					
724A82 XX	+		92	220					



KAPI VE PENCERE KOLU

Window & Door Handles

Pencere Kolu BAŞAK (Oval Ayna)

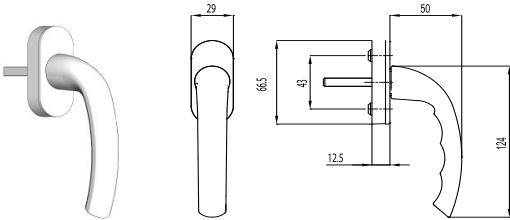
Window Handle BAŞAK (Round Plate)





Product	Locking Position	Spindle Square	Screw Length(M5)	Spindle Length			
724A39XX	Alüminyum - 4 Kademeli Aluminium 4 Stage	90	7	40/45	35/40/45	2	100
724A40XX	Alüminyum - 8 Kademeli Aluminium 8 Stage	45	7	40/45	35/40/45	2	100

Pencere Kolu ARDA (Oval Ayna)

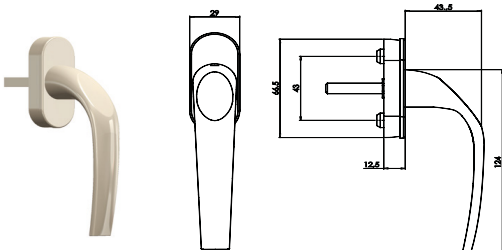
Window Handle ARDA (Round Plate)





Product	Locking Position	Spindle Square	Screw Length(M5)	Spindle Length			
724A41XX	Alüminyum - 4 Kademeli Aluminium - 4 Stage	90	7	40/45	35/40/45	2	100
724A66XX	Alüminyum - 8 Kademeli Aluminium - 8 Stage	45	7	40/45	35/40/45	2	100

Pencere Kolu DAMLA (Oval Ayna)

Window Handle DAMLA (Round Plate)



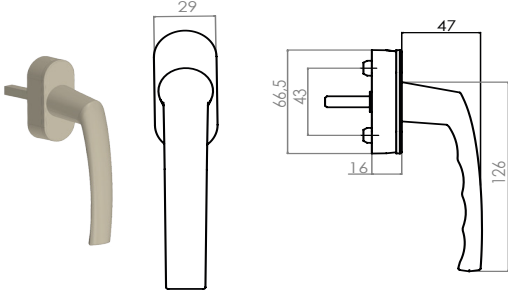
Product	Locking Position	Spindle Square	Screw Length(M5)	Spindle Length			
724A79XX	ALÜMİNYUM Aluminium	90	7	40/45	35/40/45	2	100
	45	100					

KAPI VE PENCERE KOLU

Window & Door Handles

Pencere Kolu BAŞAK Akustik (Oval Ayna)

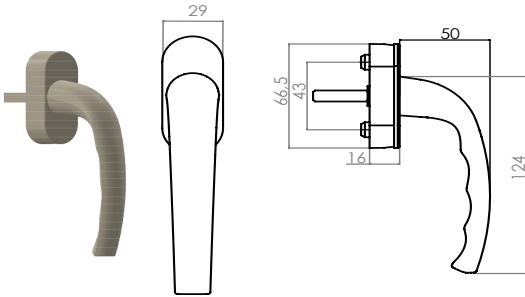
Window Handle BAŞAK Acoustik (Round Plate)



Product	Spindle Square	Screw Length(M5)	Spindle Length		
724A87XX	Aluminium	7	45/50	40/45/50	2 100

Pencere Kolu ARDA Akustik (Oval Ayna)

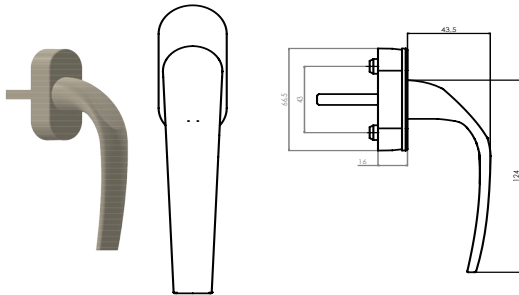
Window Handle ARDA Acoustik (Round Plate)



Product	Spindle Square	Screw Length(M5)	Spindle Length		
724A86XX	Aluminium	7	45/50	40/45/50	2 100

Pencere Kolu DAMLA Akustik (Oval Ayna)

Window Handle DAMLA Acoustik (Round Plate)



Product	Spindle Square	Screw Length(M5)	Spindle Length		
Aluminium	7	45/50	40/45/50	2	100

MENTEŞELER

Hinges

2-D Menteşeler
2-D Hinges

3-D Menteşeler
3-D Hinges

Universal Delme Mastarı
Universal Drilling Jig With Tensioner

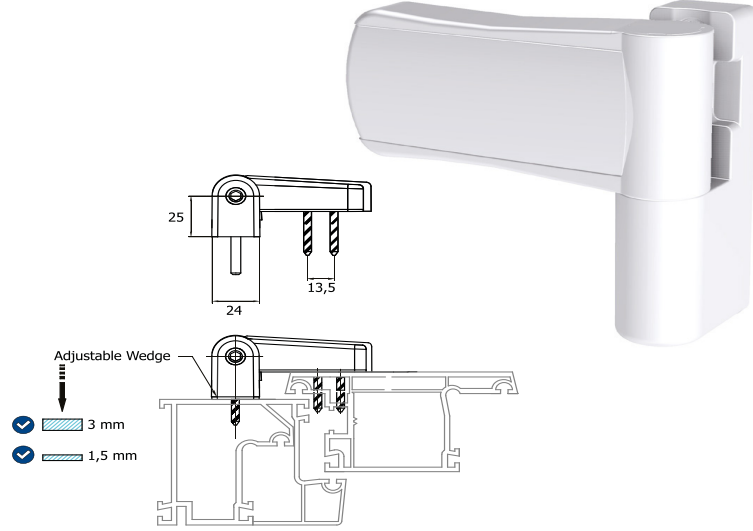
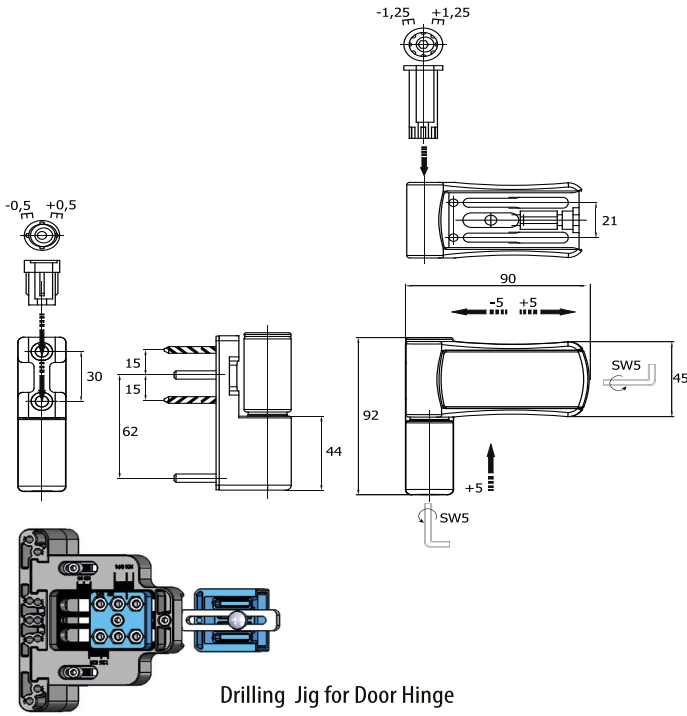


MENTEŞELER

Hinges

3-D Ayarlı Kapı Zamak Mentеше 85 Kg

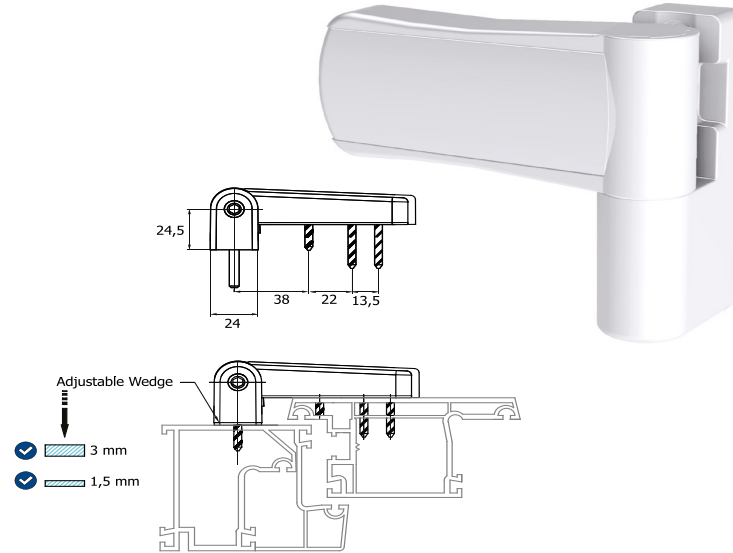
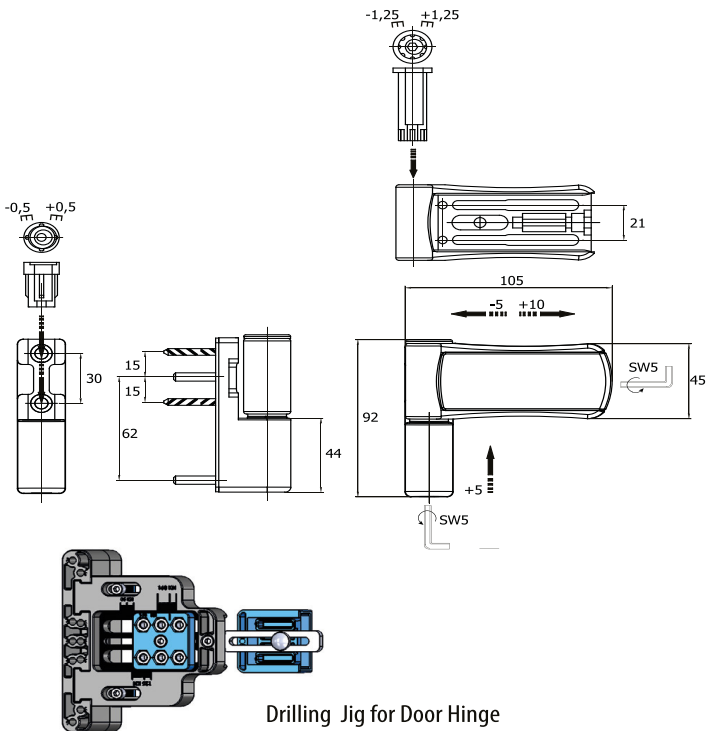
3-D Adjustable Door Hinge (Zamak Body-85 Kg)



Ral(XX)			24
717A58XX	Ral 8003 Ral 8019 Ral 9016	Ral 8017 Ral 8022	

3-D Ayarlı Kapı Zamak Mentеше 125 Kg

3-D Adjustable Door Hinge (Zamak Body-125 Kg)



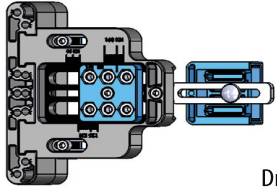
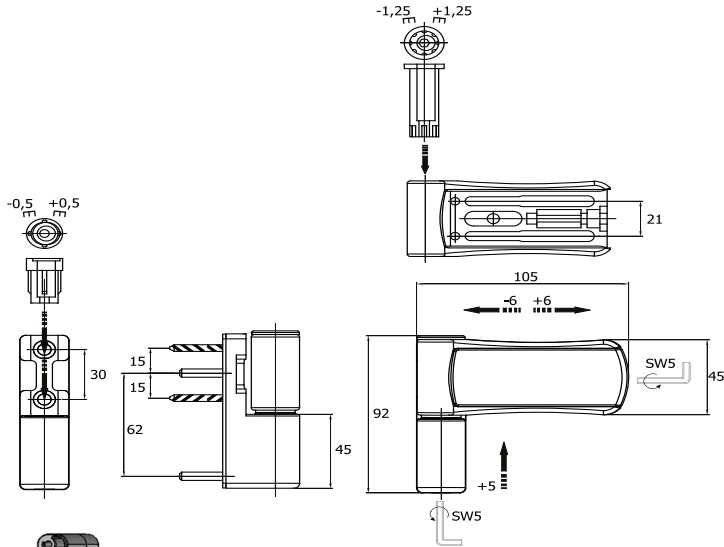
RAL (XX)			24
V.001.105.XX	RAL 8003 RAL 8019 RAL 9016	RAL 8017 RAL 8022 ...	

MENTEŞELER

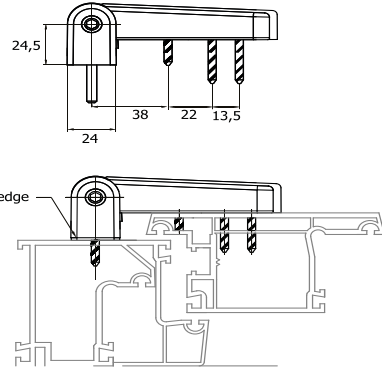
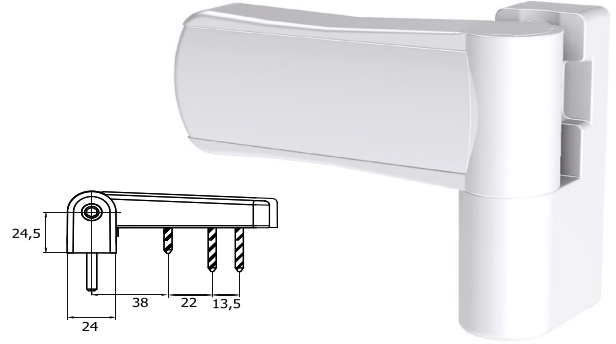
Hinges


3-D Ayarlı Kapı Menteşe (Alüminyum Gövde/80 Kg)

3-D Adjustable Door Hinge (Aluminium Body/80 Kg)



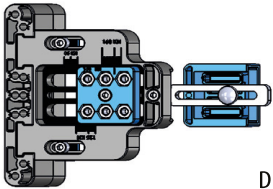
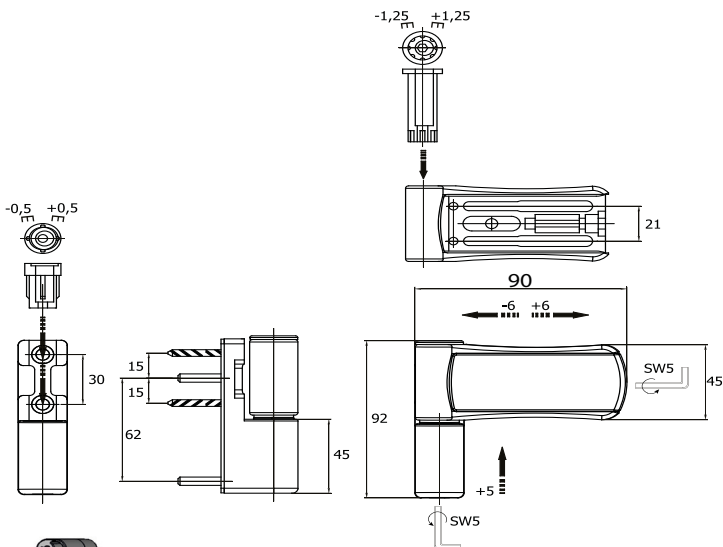
Drilling Jig for Door Hinge



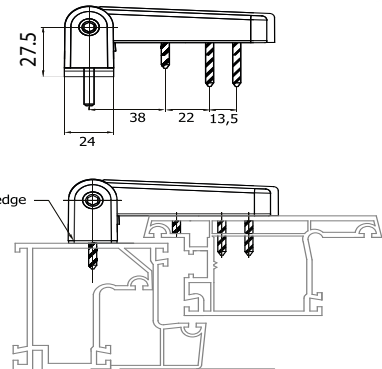
Ral(XX)			
717A59XX	Ral 8003	Ral 8017	24
	Ral 8019	Ral 8022	
	Ral 9016		

3-D Ayarlı Kapı Menteşe (Alüminyum Gövde/90 Kg)

3-D Adjustable Door Hinge (Aluminium Body/90 Kg)



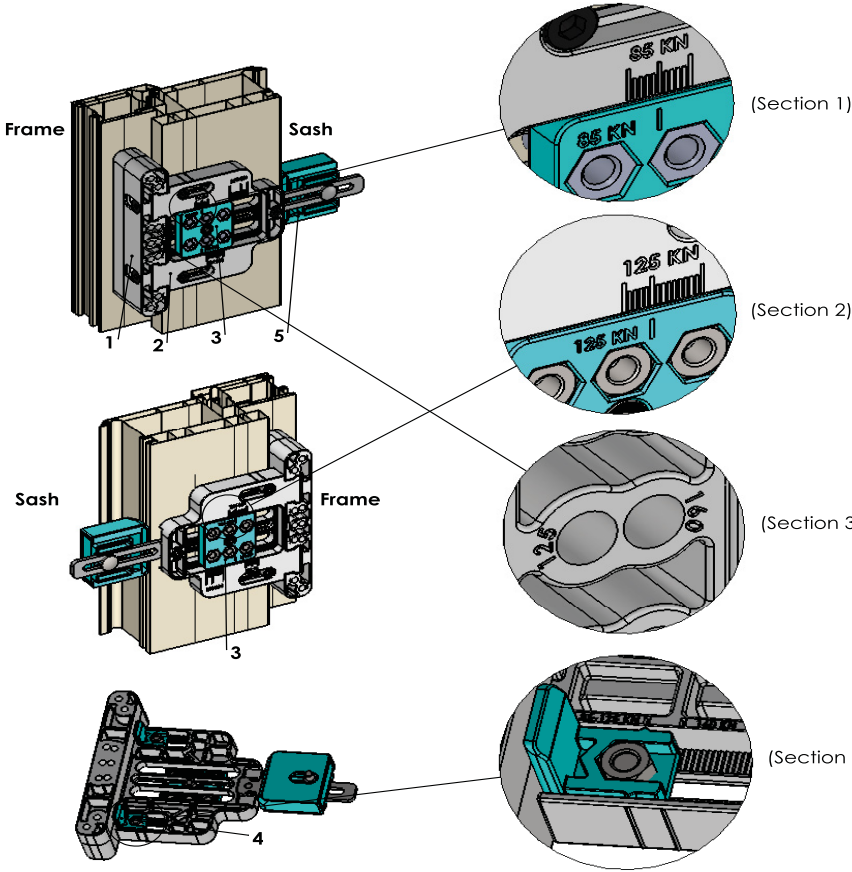
Drilling Jig for Door Hinge



MENTEŞELER

Hinges

Universal Drilling Jig With Tensioner for 3D Door Hinges



Adjustment and Regulation Instructions for 85 kN and 125 kN Hinges

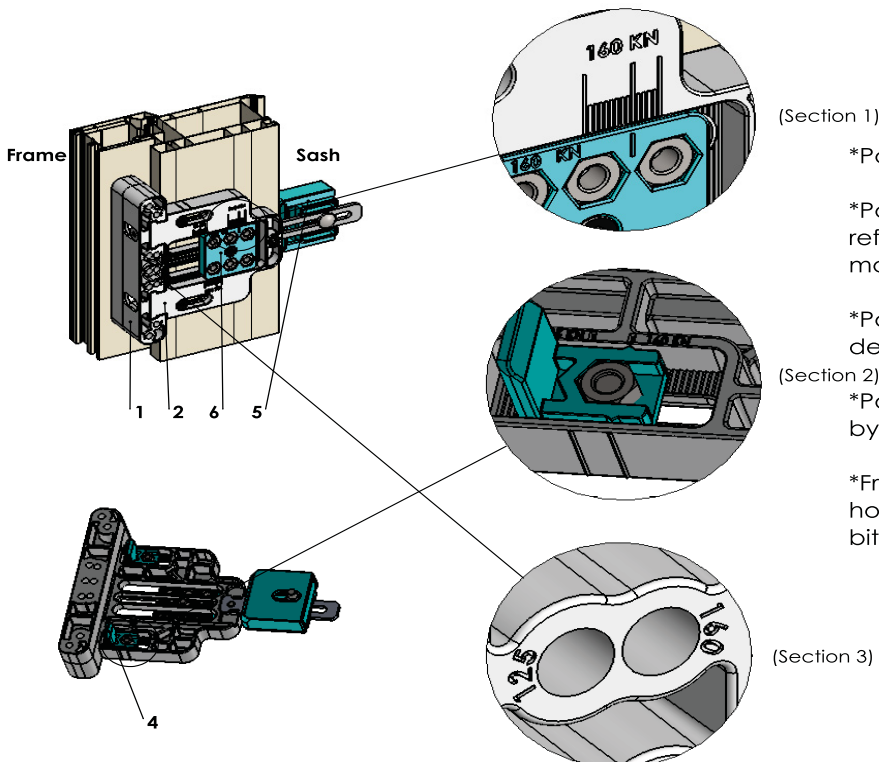
*Part 3 is aligned and fixed depending on 85 kN or 125 kN hinge selection (section 1 or section 2)

*Part 4 is aligned and fixed depending on the reference mark on part 2 (section 4-same reference mark for 85 kN and 125 kN hinges)

*Part 1 is aligned on frame, part 2 is adjusted depending on sash height and fixed

*Part 5 is adjusted depending on the sash width by loosening the bolt and then fixed again

*Frame is drilled with $\varnothing 5$ mm bits (section 3-same drilling hole for 85 kN and 125 kN hinges), sash is drilled with $\varnothing 5$ mm bits depending on 85 kN or 125 kN hinge selection (section 1 or 2)



Adjustment and Regulation Instructions for 160 kN Hinge

*Part 6 is aligned and fixed (section 1)

*Part 4 is aligned and fixed depending on the reference mark on part 2 (section 2-reference mark for 160 kN hinge)

*Part 1 is aligned on frame, part 2 is adjusted depending on sash height and fixed

*Part 5 is adjusted depending on the sash width by loosening the bolt and then fixed again

*Frame is drilled with $\varnothing 5$ mm bits (section 3-drilling hole for 160 kN hinge), sash is drilled with $\varnothing 5$ mm bits (section 1)

ORTA KAYIT TAKOZLARI

Mullion Tie Connectors






Orta Kayıt Takozları
Mullion Tie Connectors



ORTA KAYIT TAKOZLARI

Mullion Tie Connectors

Depending on PVC Window & Door Profile System Series



KAPI & PENCERE AKSESUARLARI

Windows & Door Accessories

Kapı Pencere Aksesuarları
Windows & Door Accessories

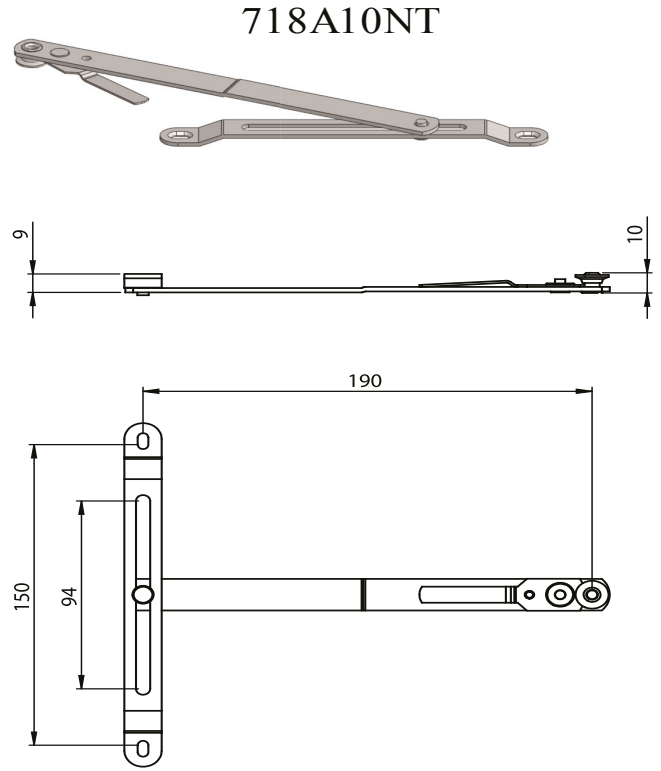

Kapı Pencere Cam Takozu
Windows & Door Glass Wedge



KAPI & PENCERE AKSESUARLARI

Windows & Door Accessories

Vasistas Makas Tilt Stays



Icons: Screw and Box		
718A72XX	4	250
718A73XX	4	300
718A10NT	3	200

Balkon Tutucu Çitçit Clips




718A41NT


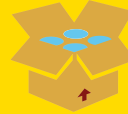
718A45NT

Axis			
718A41NT	13	3	100
718A45NT	13	3	100

KAPI & PENCERE AKSESUARLARI

Windows & Door Accessories



No			
1	418A75NT	3	100
2	418A76NT	4	100
3	418A59NT	5	100
4	418B21NT	2	100
5	418A91NT	4	100
6	V.024.03.01	4	100
7	718A64NT	2	100

KAPI & PENCERE AKSESUARLARI

Windows & Door Accessories


Glass Holder (Plastic)



V.017.13.00



V.017.14.00

	
718A63S 1	20
731A06NT	20
718A56M1	20


KAPI & PENCERE AKSESUARLARI


Windows & Door Accessories


Ayarlı Cam Takozu
Adjustable Glass Wedge



Ayarlı Cam Takozu
Adjustable Glass Wedge



	A	
731A01SR	18mm	500
731A02G1	24mm	400
731A03M1	28mm	350
731A04KZ	32mm	300
731A05T1	42mm	250

	Product	
V.017.10.01	Plain 32 mm	200
V.017.10.02	Angled 32 mm	200



www.yalehome.com/tr



Trusted every day

Part of ASSA ABLOY